



Clou inside

NIESMANN
+BISCHOFF

Arto

The first liner
on Mercedes
chassis



Price list from October 2024

UK

IMPORTANT TIPS FOR CHOOSING YOUR MOTORHOME

When buying a motorhome, camper van or urban vehicle (hereafter: motorhome), it is particularly important to choose the right layout and an appealing design. In addition, weight also plays an essential role. Family, friends, optional equipment, accessories and baggage – space must be available for all of these. At the same time, there are legal and technical limits to the configuration and load. Every motorhome is designed for a certain weight, which may not be exceeded during driving. For motorhome buyers, this raises the question: How should I configure my vehicle to accommodate passengers, baggage and accessories according to my needs without the vehicle exceeding this maximum weight? In order to make this decision easier for you, we provide you below with a few tips that are particularly important when selecting your vehicle from our portfolio:

1. The technically permissible maximum laden mass...

... is a value set by the manufacturer which the vehicle may not exceed.

Niesmann+Bischoff specifies a layout-related upper limit for the vehicle, which can vary from layout to layout (e.g. 3,500 kg, 4,400 kg). You can find the corresponding specification for each layout in the technical data.

Dimensions and weights (without accessories)		
Overall length	in mm	8,870
Overall width	in mm	2,415
Overall height	in mm	3,340
Technically permissible laden mass*	in kg	7,200 (opt.: 7,490)
Mass in running order*	in kg approx.	5,281 (5,017 - 5,540)
Manufacturer-specified mass for optional equipment*	in kg	1,705
Technically permissible towing weight/braked	in kg	3,300
Seats		

2. The mass in running order...

... consists – to put it simply – of the basic vehicle with standard equipment plus a standard weight of **75 kg for the driver**. It is legally permissible and possible for the mass in running order of your vehicle to deviate from the nominal value stated in the sales documents. **The permissible tolerance is $\pm 5\%$** . The **permissible range** in kilograms is given in **brackets** after the mass in running order. In order to provide you with full transparency regarding possible weight deviations, Niesmann+Bischoff weighs each vehicle at the end of the line and informs your trade partner of your vehicle's weighing result for forwarding to you.

Detailed explanations on the subject of mass in running order can be found in the “Legal Information” section.

Dimensions and weights (without accessories)		
Overall length	in mm	8,870
Overall width	in mm	2,415
Overall height	in mm	3,340
Technically permissible laden mass*	in kg	7,200 (opt.: 7,490)
Mass in running order*	in kg approx.	5,281 (5,017 - 5,540)
Manufacturer-specified mass for optional equipment*	in kg	1,705
Technically permissible towing weight/braked	in kg	3,300
Seats		

3. The permitted number of seats (including driver)...

... is determined by the manufacturer in what is referred to as the type-approval procedure. This results in what is referred to as the mass of the passengers. For this, a standard weight of 75 kg per passenger (without driver) is calculated.

Detailed explanations on the subject of mass of the passengers can be found in the “Legal Information” section

Manufacturer-specified mass for optional equipment*	in kg	1,705
Technically permissible towing weight/braked	in kg	3,300
Seats		
Seats fitted with 3-point safety belt*		2 (opt.: 3/4 or 5)
L-shaped sofa (length x width)	in mm	850 x 625
Seat bench (length x width)	in mm	1,215 x 625
Beds		
Overhead front bed (length x width)	in mm	1,900 x 1,400
Rear bed (length x width)	in mm	2,075 x 2,040
Filling quantities		

4. The manufacturer-specified mass for optional equipment...

... is a value set by Niesmann+Bischoff per layout for the maximum mass of optional equipment that can be ordered. This limit is intended to ensure that the **minimum pay-mass**, i.e. the legally prescribed free mass for baggage and retrofitted accessories, is actually available for the vehicle load capacity of the vehicles delivered by Niesmann+Bischoff. If, in exceptional cases, the weighing at the end of the line nevertheless shows that the actual load capacity falls short of the minimum pay-mass due to a permissible weight deviation, we will check together with your trade partner and you whether we should, for example, increase the load capacity of the vehicle, reduce the number of seats or remove optional equipment before delivering the vehicle.

Detailed explanations on the subject of the effects of the tolerances on the minimum pay-mass and the payload can be found in the “Legal Information” section.

Dimensions and weights (without accessories)		
Overall length	in mm	8,870
Overall width	in mm	2,415
Overall height	in mm	3,340
Technically permissible laden mass*	in kg	7,200 (opt.: 7,490)
Mass in running order*	in kg approx.	5,281 (5,017 - 5,540)
Manufacturer-specified mass for optional equipment*	in kg	1,705
Technically permissible towing weight/braked	in kg	3,300
Seats		

5. The additional weight of optional equipment and packages...

... increases the actual mass of the vehicle (= mass in running order plus selected optional equipment) and reduces the pay-mass. The specified value shows the additional weight compared to the standard equipment of the respective layout. The total weight of the selected packages and optional equipment must not exceed the manufacturer-specified mass for optional equipment.

	Additional weight*	Price in euros
	+ 2	
Swimming		1,994
		812
		605
Only brake assistant		4,226
Close control		621
		8,788
for entire package:		- 2,618

Contents

Standard equipment	4
Layouts	7
Packs	8
Chassis	10
Exterior	11
Interior	11
Cabin	16
Living room	17
Gas, Water, Sanitary	18
Heating, Air Conditioning System	18
Electric Installation	19
Multimedia	19
Legal Notice	20
Further information	22



Standard equipment

Chassis

- Airbag for driver and passenger seat
- 2.0 l engine displacement, 110 kW / 150 HP
- Emission class Euro VI E
- Manual 6-speed transmission
- ABS, ESP, ASR, EBV
- Hill holder
- ECO start / stop system
- Day driving lights, rear lights and integrated contour lights in LED technology
- Storage compartment under dashboard on left hand side
- USB charging socket 5V
- Tyres with steel wheel rims 225 / 75 R 16
- Wireless tyre pressure monitoring system (Arto 78)
- Tyres with traction profile, M+S designation
- Semi-automatic climate control TEMPATIC
- DAB+ radio
- Rain sensor and automatic low beam
- Cruise control
- Intelligent Speed Assistance
- Active lane departure assistant
- Attention Assist (warning against fatigue and microsleep)
- Active brake assistant
- Side wind assistant (only for Arto 78)
- HOLD function (prevents the vehicle from rolling)
- Alternator 14 V / 220A
- Pre-installation for Live traffic information
- Communication module (LTE) for digital services
- Mercedes-Benz emergency call system
- AGM-Battery 12 V / 92 Ah
- Tyre sealant (Fix + Go)
- Wheel spacers front axle (30 mm) (standard UK)
- DCP – Driving Comfort Pack (standard UK)
- Reinforced front axle (standard UK)
- Battery main switch for chassis battery (standard UK)
- 16" alloy wheels, black (standard UK)
- Cupholder (standard UK)
- Dashboard storage compartments with hinged cover (standard UK)
- 92 l fuel tank (standard UK)
- Steering wheel with radio controls (standard UK)
- Electrical parking brake (standard UK)
- 10.25" MBUX Multimedia system incl. SatNav, Voice Control, DAB+, Touchscreen as well as reversing camera (standard UK)
- Traffic sign assist (standard UK)
- Active Distance Assist DISTRONIC (standard UK)
- Electric auxiliary hot-air heater for driver and passenger, immediately by starting the engine (standard UK)
- Dashboard charging pack (2 USB-C connections with 5 V as well as one additional 12 V socket) (standard UK)
- Shelf for smartphones incl. wireless charging (standard UK)
- Automatic air conditioning Thermotronic with pollen filter in the driver's cab (standard UK)

Driver's Cab

- Panoramic flush-sealed windscreen made of laminated safety glass, tinted, with sun shield
- Darkening pleats for driver and passenger side window
- Laterally suspended exterior rear-view mirrors with wide angle
- Deposit shelves for driver and passenger, cover with leather surface
- Heating convector in the entire width behind the windscreen
- Belt-integrated driver and passenger seat, rotatable by 180°
- Additional glass control panel
- LP – Liner Pack (standard UK)
- Exterior mirror with wide angle, electrically adjustable and heated, in the same colour as the model (standard UK)
- Double-glazed windows on driver and passenger side (standard UK)
- SKA comfort seats for driver and passenger (standard UK)
- Panorama skylight (Midi-Heki) for living room instead of standard skylight (standard UK)
- Fly screen sliding door for body door (standard UK)
- Comfort mattress incl. Froli system for rear bedroom (standard UK)
- Acoustic walls (standard UK)
- Intuitive light concept (standard UK)
- Electrically adjustable isolation front plissé for the windscreen (variable sight protection & sunshade as well) (standard UK)

Bodyshell

- Outer plate smooth, stove-enamelled white
- Bodywork with black joints
- Front mask and fenders made of highly stable and corrosion-free glass fibre composite material
- Exterior panels including garage door(s) made of torsion-resistant 2-sided-aluminium sandwich construction (30 mm) with styrofoam insulation (RTM)
- Roof panel in sandwich construction (30 mm), torsion-resistant with styrofoam insulation (RTM), inside aluminium, outside corrosion-free GRP High Strength X-treme including gel coat sealing
- Aluminium roof profiles with rain water channel for reducing side panel soiling
- Connection of roof plate and front mask free of displacements prevents accumulation of rain water on the roof
- Ceiling-to-wall connections without cold bridges, by means of highly compressed PU hard profiles
- Box structure completely wood-free
- Insulated GRP rear panel, completed with 2-sided-aluminium sandwich panel
- High side skirts with insulated bus flaps in a sandwich construction (aluminium – styrofoam – ABS)
- Styrofoam insulation of the exterior flaps, with 2-sided-aluminium-sandwich
- Rear axle wheel cases insulated with expanded polypropylen
- 30 mm underfloor made of 2-sided-aluminium sandwich construction with styrofoam insulation
- High-tensile upper floor in 2-sided-aluminium sandwich construction with 42 mm thickness for a maximum torsional stiffness, thermal and acoustic insulation
- Heated and insulated double floor
- Storage space in the double floor, accessible through fully insulated bus flaps on both sides
- Water and waste water tank integrated frost-proof in the double floor, easy to access
- Garage door on passenger side with low loading edge, needle felting lining
- Spacious rear garage (approx. 3,000 l) with interior lighting, lashing rails, heating convector
- Rear garage floor coated with highly wear-resistant dimpled membrane
- Solid bodyshell door with two-point locking, clothes hooks and storage compartment
- Exterior, electrically operated entrance step with extra wide step
- Entrance step inside, illuminated and heated
- Insulated bodyshell windows, with double-glazed plastic, aluminium frame with thermal separation, with pleated darkening blind and insect protection
- Side wall flap for garage on left-hand side (standard UK)

Living area and sleeping area

- Wear-resistant floor covering in wooden look with footfall sound insulation
- Continuous level floor from the driver's cab to the rear sleeping area
- Skylight with flyscreen and blackout pleated blind above the optional front bed, in the living room, in the kitchen and in the rear bedroom
- Microfiber on the ceiling and on the skylight's frame
- High quality seat cushions with elevated comfort thanks to a 3-layer foam concept
- Spacious drawer (Arto 88) or storage space (Arto 78) in the seat bench on passenger's side
- Sliding and folding living room table (rail system on the floor)
- TV compartment in the room divider between kitchen and couch (Arto 88)
- TV wall between lounge and bathroom (Arto 78)
- Spacious overhead cupboards with push-to-open system (gas pressure buffers) for maximum comfort in use
- Integrated wardrobe underneath the beds and steps in the bedroom with storage space
- Bed access with night lighting
- Cupboards surface in real wood veneer
- Indirect accentuated lighting with LED-technology for the lounge area and the rear sleeping area
- Power-LED-spot-lights for front folding bed, rear bed and lounge area, partially dimmable
- Cold foam mattress and mattress sheet covers for the rear bedroom
- Rear wall panelling in bedroom in black synthetic leather, quilted

Kitchen

- Built-in hybrid hobs, combination of gas and induction
 - Two gas burners (total 2.5 KW) and one induction hob with 1.4 KW
 - Single-lever mixer tap with pull-out function
 - Sink with wooden cutting board
 - Large kitchen drawers with pull-in mechanism
 - Separate compartment for coffee machine (Arto 88)
 - Electrical lift for kitchen incl. indirect lighting and 230 V socket (Arto 78)
 - 177 l absorber refrigerator including 35 l freezer compartment, built-in behind a wooden door
 - Pull-out spices cupboard opposite the kitchen unit (Arto 88) / Sliding cutting board (Arto 78)
-

Bathroom and Toilet

- Separation between bath and living room with sliding door, Shower walls in concrete look, with illuminated niche and electric ventilation (Arto 88)
 - Intelligent bathroom concept with swivelling wall (Arto 78)
 - Separation between bath and rear bedroom with solid sliding door
 - Illuminated rain shower built-in in the ceiling with separate hand shower (Arto 88)
 - Shower with level-access made of GRP (Arto 88)
 - Generously sized mirror cabinet with shelf and spacious drawers in white mat (Arto 88)
 - Single-lever mixer tap
 - Cassette toilet with trolley system
 - Bathroom fitted with towel rack as well as toilet paper holder and toilet brush
 - Roof-light with insect screen roller blind and pleated darkening blind
 - Ceramic bowl for cassette toilet for Arto 88 (standard UK)
 - Ceramic bowl for cassette toilet for Arto 78 (standard UK)
-

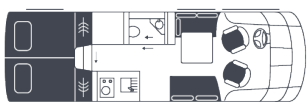
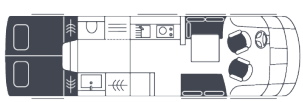
Heating and Water

- Centralised, heatable water supply and disposal compartment on driver's side
 - Discharge cocks for waste water / fresh water tank with large diameter (1 1/4") for a comfortable discharge
 - Water connection for easy filling of the fresh water tank (connection with Gardena plug-in system)
 - Openings for cleaning of both water tanks, accessible from the lounge area
 - 10 l integrated warm-water heater
 - Centralised boosted water supply with surge tank for a quiet and even operation of the pump
 - Mono control crash sensor in gas pressure regulator
 - Warm water heating with thermostat. control, heating cartridge and touch screen panel (independent heating circuit in the rear bedroom) (standard UK)
 - Floor heating (Arto 88)
-

Electronics

- 150 Ah lithium battery incl. Battery management system, bluetooth and battery main switch
- Service-friendly access to the electronic system behind a perforated metal plate cladding in the garage
- 30 A charger with electronic control and battery temperature sensor
- Battery control system with protection against overload and complete discharge
- Power-down of the 12-volt electrics in case of undervoltage or overheat
- 230 V CEE connection in the supply and disposal compartment with cable duct through the vehicle floor
- Automatic fault current circuit breaker
- Centralised control panel with digital display
- 7 x 230-V sockets
- 5 x USB plugs
- Lighting in Power-LED-Technology
- Electrical central locking for the drawers, wardrobes and glass door
- Niesmann+Bischoff Smart Connect app for controlling and monitoring installed components
- Sensor-controlled voice warnings
- Central locking with individual comfort regulation for body door, flaps and garage door (standard UK)

Layouts

		Arto 78	Arto 88
			
Base vehicle		Mercedes Benz 415 CDI, Euro VI E	Mercedes Benz 415 CDI, Euro VI E
Chassis / Frame		Mercedes-Benz Sprinter FL3A5 / AL-KO DMC39/D2N2	Mercedes-Benz Sprinter FL3A5 / AL-KO DMC39/D2N2
Engine		Heavy Duty Homologation	Heavy Duty Homologation
Output	in kW / HP	110/150	110/150
Maximum torque	in Nm	320	320
Type		4-cylinder TD with VGT turbocharger, diesel, 388M	4-cylinder TD with VGT turbocharger, diesel, 388M
Engine displacement	in cm ³	1,950	1,950
Chassis / Tyres			
Wheel base	in mm	4,600	4,800
Number of axles		2	3
Dimensions and weights (without accessories)			
Overall length	in mm	7,820	9,069
Overall width	in mm	2,405	2,405
Overall height	in mm	3,030	3,030
Technically permissible laden mass*	in kg	4,500	5,500
Mass in running order*	in kg approx.	3,461 (3,288 - 3,634)	4,023 (3,822 - 4,224)
Manufacturer-specified mass for optional equipment*	in kg	836	1,261
Technically permissible towing weight ^{2)/3)/4)}	in kg	2,000	1,200
Seats			
Seats fitted with 3-point safety belt*		2 (opt. 3, 4 or 5)	2 (opt. 3, 4 or 5)
Couch behind driver (length × width)	in mm	1,070 × 590	1,070 × 590
Couch behind passenger (length × width)	in mm	930 × 590	930 × 590
Beds			
Overhead front bed (length × width)	in mm	1,880 × 1,280	1,880 × 1,280
Rear bed(s) (length × width)	in mm	2,020 × 2,010	2,020 × 2,010
Filling quantities			
Fuel tank	in l	92	92
Water tank in drive / camping modus	in l	300 / 20	300 / 20
Waste water tank	in l	200	200
Storage space for gas cylinder with max. 11 kg filling weight	in kg	2× 11	2× 11
adBlue	in l	22	22
Dimensions of the garage			
Maximum garage height	in mm	1,260	1,260
Maximum available surface (length × width)	in mm	2,090 × 1,130	2,090 × 1,130
Price in GBP, transport & 20% VAT included.		163,900	180,900

* INFO

The specified **mass in running order** is a default value defined in the type-approval procedure. Due to manufacturing tolerances, the actual weighed mass in running order may deviate from the value stated above. Deviations of up to ± 5 % of the mass in running order are legally permissible and possible. The permissible range in kilograms is given in brackets after the mass in running order.

The **manufacturer-specified mass for optional equipment** is a calculated value for each type and layout that Niesmann+Bischoff uses to determine the maximum weight available for factory-fitted optional equipment. The limitation of optional equipment is intended to ensure that the minimum pay-mass, i.e. the legally prescribed free mass for baggage and retrofitted accessories, is actually available for the vehicle load capacity of the vehicles delivered by Niesmann+Bischoff. The real weight of your vehicle ex works can only be determined when it is weighed at the end of the line. If, in **exceptional cases**, the weighing shows that the actual load capacity falls below the minimum pay-mass despite limiting the optional equipment due to a permissible weight deviation, we will check together with your trade partner and you whether we should, for example, increase the load capacity of the vehicle, reduce the number of seats or remove optional equipment before delivering the vehicle.

The technically permissible maximum laden mass of the vehicle and **the technically permissible maximum mass on the axle** must not be exceeded.

Detailed information & explanations on the subject of weight and the configuration of the vehicle can be found in the **section Legal information**

²⁾ The permissible total towing weight must not exceed 5,880 kg.

³⁾ The indication regarding the technically permissible towing weight braked represents a maximum value, which depends on the real vehicle mass incl. persons and loading. The technically permissible maximum towable mass shall not be in any case exceeded.

⁴⁾ Weight upgrade does not raise the total towing weight. All information concerning the total towing weight is valid for a maximum incline of 12 % at an uphill start.

Packs

DCP Driving Comfort Pack (standard UK)

Code	Designation	Additional weight in kg*	GBP price 20% VAT incl.
V8040098	DCP Driving Comfort Pack (standard UK)	+ 39	
V2050010	Automatic air conditioning Thermotronic with pollen filter in the driver's cab		
V2098013	Active Distance Assist DISTRONIC		
V2067024	10.25" MBUX Multimedia system incl. SatNav, Voice Control, DAB+, Touchscreen as well as reversing camera		
V2064511	Electrical parking brake		
V2021027	16" alloy wheels, black		
V2051092	92 l fuel tank		
V20610J	Steering wheel with radio controls		
V2116010	Dashboard charging pack (2 USB-C connections with 5 V as well as one additional 12 V socket)		
V2117011	Shelf for smartphones incl. wireless charging		
V200819	Reinforced front axle		
V20410J	Cupholder		
V2049811	Dashboard storage compartments with hinged cover		
V20190_J	Battery main switch for chassis battery		
V2107013	Electric auxiliary hot-air heater for driver and passenger, immediately by starting the engine		
V2079510	Traffic sign assist		
	Pack price		

LP Liner Pack (standard UK)

Code	Designation	Additional weight in kg*	GBP price 20% VAT incl.
V8017510	LP Liner Pack (standard UK)	+ 70	
V6015010	Electrically adjustable isolation front plissé for the windscreen (variable sight protection & sunshade as well)		
V2013012	Exterior mirror with wide angle, electrically adjustable and heated, in the same colour as the model		
V2013013	Sensor controlled bodyshell door		
V3012012	Panorama skylight (Midi-Heki) for living room instead of standard skylight		
V40540102	Acoustic walls		
V2082014	SKA comfort seats for driver and passenger		
V2037710	Double-glazed window on driver and passenger side		
V4034015	Comfort mattress incl. Froli system for rear bedroom		
V30300J	Fly screen sliding door for body door		
V5013613	Intuitive light concept		
	Pack price		

* INFO

The factory installation of optional equipment increases the actual mass of the vehicle and reduces the pay-mass. The additional weight indicated for packages and optional equipment shows the additional weight compared to the standard equipment of the respective model or layout.

The total weight of the selected optional equipment must not exceed the **manufacturer-specified mass for optional equipment** shown in the model overviews. This is a calculated value for each type and layout that Niesmann+Bischoff uses to determine the maximum weight available for factory-fitted optional equipment.

Detailed information and explanations on the subject of weight can be found in the **Legal information section**.

LEP Lithium Energy Pack

Code	Designation	Additional weight in kg*	GBP price 20% VAT incl.
V8016510	LEP Lithium Energy Pack	+ 77	
V5012612	2 x 150 AH Lithium battery, in total 3, incl. charging booster, battery monitor and battery management panel (only in combination with 100A combi charger, code V5033811)		6,825
V5033811	Combi charger 100 A with inverter 12 V to 230 V, 3.000 Watt and battery management panel (only in combination with Lithium batteries, code V5012710)		3,470
V5047024	220W solar system incl. MPPT solar controller		2,033
	Sum of the individual prices:		12,328
	Price advantage when buying the entire pack:		- 3,533
	Pack price		8,795

MMP Multimedia Pack

Code	Designation	Additional weight in kg*	GBP price 20% VAT incl.
V8020012	MMP Multimedia Pack	+ 39	
V5073014	Radio pre-installation "Sound System" with 4 high-end two-way loud speakers, subwoofer, roof antenna		1,190
V5054514	Smart LED TV 32" incl. triple tuner, Bluetooth 5.0 in living room		1,589
V50440106	SAT system Oyster V Vision		3,985
	Sum of the individual prices:		6,764
	Price advantage when buying the entire pack:		- 1,457
	Pack price		5,307
	Possible upgrades to MMP Multimedia Pack		
V50440109	Oyster V Twin Vision satellite instead of code V50440106	0,5	444

MP1 Multimedia Pack without SAT system

Code	Designation	Additional weight in kg*	GBP price 20% VAT incl.
V8020026	MP1 Multimedia Pack without SAT system	+ 25	
V5073014	Radio pre-installation "Sound System" with 4 high-end two-way loud speakers, subwoofer, roof antenna		1,190
V5054514	Smart LED TV 32" incl. triple tuner, Bluetooth 5.0 in living room		1,589
	Sum of the individual prices:		2,779
	Price advantage when buying the entire pack:		- 578
	Pack price		2,201

* INFO

The factory installation of optional equipment increases the actual mass of the vehicle and reduces the pay-mass. The additional weight indicated for packages and optional equipment shows the additional weight compared to the standard equipment of the respective model or layout.

The total weight of the selected optional equipment must not exceed the **manufacturer-specified mass for optional equipment** shown in the model overviews. This is a calculated value for each type and layout that Niesmann+Bischoff uses to determine the maximum weight available for factory-fitted optional equipment.

Detailed information and explanations on the subject of weight can be found in the **Legal information section**.

Chassis

Chassis

Code	Designation	Additional weight in kg*	Incl. in pack	GBP price 20% VAT incl.
V20560R	Right hand drive chassis (standard UK)			
V20420A	Automatic gear box 9G-Tronic	30		3,080
V100601508	170 HP / 125 kW engine (only available in combination with automatic convertor transmission, code V20420A)			2,530
V2007111	Towing attachment (detachable)	44		2,033
V2045511	Hydraulic steady legs (AL-KO HY4) with automatic levelling, incl. weighing function	75		7,889
V2058023	Air suspension for rear axle incl. levelling, for Arto 78	30		7,002
V2058024	Full air suspension for front and rear axle with lifting and lowering device and automatic levelling out, for Arto 78	40		11,084
V2082017	Comfort seats for driver and passenger incl. seat heating and lumbar support (only in combination with Liner Pack, code V8017510)	2,5		783
V2077113	LED headlights	1		1,323
V2062113	LED front fog light	1,5		266
V2090513	Wheel spacers front axle (30 mm) (standard UK)	9,5		

* INFO

The factory installation of optional equipment increases the actual mass of the vehicle and reduces the pay-mass. The additional weight indicated for packages and optional equipment shows the additional weight compared to the standard equipment of the respective model or layout.

The total weight of the selected optional equipment must not exceed the **manufacturer-specified mass for optional equipment** shown in the model overviews. This is a calculated value for each type and layout that Niesmann+Bischoff uses to determine the maximum weight available for factory-fitted optional equipment.

Detailed information and explanations on the subject of weight can be found in the **Legal information section**.

Exterior

ClouLine-Design

Code	Designation	Additional weight in kg*	Incl. in pack	GBP price 20% VAT incl.
V8011311	Clou Line Design (black painted radiator grille with chrome elements, flat side windows for driver and passenger, chrome decoration around the front lights and on the back)	2		1,580

Exterior colour

Code	Designation	Additional weight in kg*	Incl. in pack	GBP price 20% VAT incl.
V3003028	Exterior paint in "Eifel grey" instead of white, white roof (only available in combination with Clou Line Design, V8011311)	2		10,640

Exterior decoration "Maxi"

Code	Designation	Additional weight in kg*	Incl. in pack	GBP price 20% VAT incl.
V7004038	Exterior decoration Maxi "Rhodium silver" (decor foil on sidewall)	1		1,589
V7004035	Exterior decoration Maxi "Lava Orange" (decor foil on sidewall)	1		1,589
V7004039	Exterior decoration Maxi "Carbon Optik" (decor foil on sidewall)	1,5		1,678

Personalisation



Code	Designation	Additional weight in kg*	Incl. in pack	GBP price 20% VAT incl.
V7004114	Accent decoration "Lava Orange" (Design sticker on front and rearpanel, skirts and mirror covers)	0,5		710
V7004116	Accent decoration "Carbon Optik" (Design sticker on front and rearpanel, skirts and mirror covers)	0,5		754
V7004113	Accent decoration "Carmin red" (design sticker on front and rearpanel, skirts and mirror covers)	0,5		710

Radiator grill

Code	Designation	Additional weight in kg*	Incl. in pack	GBP price 20% VAT incl.
V7004510	Radiator grill with chrome elements (included in ClouLine design)			
V7004511	Exterior chrome parts coated in black, matt			879

Interior

Furniture decor

Code	Designation	Additional weight in kg*	Incl. in pack	GBP price 20% VAT incl.
V4022211	 Furniture decor and ceiling cupboards in living room and bedroom in "walnut planked" (dark walnut)			
V4022210	 Furniture decor and ceiling cupboards in living room and bedroom in "breeze oak" (light oak)			






* INFO

The factory installation of optional equipment increases the actual mass of the vehicle and reduces the pay-mass. The additional weight indicated for packages and optional equipment shows the additional weight compared to the standard equipment of the respective model or layout.





The total weight of the selected optional equipment must not exceed the **manufacturer-specified mass for optional equipment** shown in the model overviews. This is a calculated value for each type and layout that Niesmann+Bischoff uses to determine the maximum weight available for factory-fitted optional equipment.

Detailed information and explanations on the subject of weight can be found in the **Legal information section**.

Seat cushions including driver and passenger's seats

Code	Designation	Additional weight in kg*	Incl. in pack	GBP price 20% VAT incl.
V100707006	 Grey (textile, grey)			
V100707002	 Shadow (textile, anthracite)			
V100707003	 Temptation (leather, beige)	2		2,654
V100707004	 Attraction (leather, anthracite)	2		2,654
V100707008	 Sensation (leather, brown)	2		2,654

Backrest cushions, style "Kiss"

Code	Designation	Additional weight in kg*	Incl. in pack	GBP price 20% VAT incl.
V100807013	 Grand Cru no. 1			
V100807015	 Grand Cru no. 3			
V100807016	 Grand Cru no. 4			
V100807018	 Grand Cru no. 6			

* INFO

The factory installation of optional equipment increases the actual mass of the vehicle and reduces the pay-mass. The additional weight indicated for packages and optional equipment shows the additional weight compared to the standard equipment of the respective model or layout.

The total weight of the selected optional equipment must not exceed the **manufacturer-specified mass for optional equipment** shown in the model overviews. This is a calculated value for each type and layout that Niesmann+Bischoff uses to determine the maximum weight available for factory-fitted optional equipment.

Detailed information and explanations on the subject of weight can be found in the **Legal information section**.

V100807019		Grand Cru no. 7			
V100807022		Grand Cru no. 10			
V100807033		Grand Cru no. 14			
V100807034		Grand Cru no. 15			
V100807035		Grand Cru no. 16			
V100807026		Beige leather	2		879
V100807027		Anthracite leather	2		879
V100807037		Brown leather	2		879




* INFO

The factory installation of optional equipment increases the actual mass of the vehicle and reduces the pay-mass. The additional weight indicated for packages and optional equipment shows the additional weight compared to the standard equipment of the respective model or layout.

The total weight of the selected optional equipment must not exceed the **manufacturer-specified mass for optional equipment** shown in the model overviews. This is a calculated value for each type and layout that Niesmann+Bischoff uses to determine the maximum weight available for factory-fitted optional equipment.

Detailed information and explanations on the subject of weight can be found in the **Legal information section**.

Wall cupboard flaps kitchen

Code	Designation	Additional weight in kg*	Incl. in pack	GBP price 20% VAT incl.
V4018612	 Ceiling cupboards in the kitchen in "walnut planked" (dark walnut)			
V4018611	 Ceiling cupboards in the kitchen in "breeze oak" (light oak)			
V4018610	 Ceiling cupboards in the kitchen in "white planked" (white mat)			

Kitchen's drawers

Code	Designation	Additional weight in kg*	Incl. in pack	GBP price 20% VAT incl.
V403001005	 Kitchen drawers in "walnut planked" (dark walnut)			
V403001004	 Kitchen drawers in "breeze oak" (light oak)			
V403001003	 Kitchen drawers in "white planked" (white mat)			


* INFO

The factory installation of optional equipment increases the actual mass of the vehicle and reduces the pay-mass. The additional weight indicated for packages and optional equipment shows the additional weight compared to the standard equipment of the respective model or layout.



The total weight of the selected optional equipment must not exceed the **manufacturer-specified mass for optional equipment** shown in the model overviews. This is a calculated value for each type and layout that Niesmann+Bischoff uses to determine the maximum weight available for factory-fitted optional equipment.

Detailed information and explanations on the subject of weight can be found in the **Legal information section**.

Bedroom's wall

Code	Designation	Additional weight in kg*	Incl. in pack	GBP price 20% VAT incl.
V3037211	 Rear wall panelling in bedroom in petrol colour			
V3037212	 Rear wall panelling in bedroom in olive green			
V3037213	 Rear wall panelling in bedroom in white colour			

Ceiling covering

Code	Designation	Additional weight in kg*	Incl. in pack	GBP price 20% VAT incl.
V300657000	 Microfiber ceiling covering in anthracite colour			
V300657001	 Microfiber ceiling covering in light grey colour			

* INFO

The factory installation of optional equipment increases the actual mass of the vehicle and reduces the pay-mass. The additional weight indicated for packages and optional equipment shows the additional weight compared to the standard equipment of the respective model or layout.

The total weight of the selected optional equipment must not exceed the **manufacturer-specified mass for optional equipment** shown in the model overviews. This is a calculated value for each type and layout that Niesmann+Bischoff uses to determine the maximum weight available for factory-fitted optional equipment.

Detailed information and explanations on the subject of weight can be found in the **Legal information section**.

Cabin

Cabin

Code	Designation	Additional weight in kg*	Incl. in pack	GBP price 20% VAT incl.
V20391J	Heated windscreen	9		795
V20650J	Backup warning	0,5		612
V3009011	Fresh-air fan above kitchen instead of standard skylight (not in combination with roof air conditioner code V5033613)	2,5		355
V3010011	Fresh air fan in the bathroom instead of skylight	2		355
V3011012	Panoramic skylight (Midi-Heki) over rear bed (not in combination with roof air conditioner in bedroom)	5,5		702
V3031510	Side wall flap for garage on left-hand side (standard UK)	10		
V2092513	Exterior pull-out storage boxes 155 x 55 cm (2 boxes 60x40 cm + 1 box 30x38 cm) on right side, at the front (only available in model 78)	30		795
V2092513	Exterior pull-out storage boxes 155 x 65 cm (3 boxes 60x40 cm + 1 box 30x58 cm) on right side, at the back (only available in model 88)	33,5		812
V2092514	Exterior pull-out storage boxes 125 x 65 cm (3 boxes 60x40 cm) on right side, at the back	22		746
V3061510	Storage space system in double floor 95x85 cm (6 boxes 40x30 cm, only for model 88)	8,5		453
V3052812	Manual awning, 5 m, incl. dimmable LED lights (only for model 78)	56		1,766
V3052813	Electrical awning, 5 m, incl. dimmable LED lights (only for model 78, without inverter, code V5033811, operation only with external power possible)	59		2,370
V30522190E	Electrical awning, 6 m, incl. dimmable LED lights (only for model 88, without inverter, code V5033811, operation only with external power possible)	77		2,920
V3023510	Bike rack in the garage	8		435

* INFO

The factory installation of optional equipment increases the actual mass of the vehicle and reduces the pay-mass. The additional weight indicated for packages and optional equipment shows the additional weight compared to the standard equipment of the respective model or layout.

The total weight of the selected optional equipment must not exceed the **manufacturer-specified mass for optional equipment** shown in the model overviews. This is a calculated value for each type and layout that Niesmann+Bischoff uses to determine the maximum weight available for factory-fitted optional equipment.

Detailed information and explanations on the subject of weight can be found in the **Legal information section**.

Living room

Living room

Code	Designation	Additional weight in kg*	Incl. in pack	GBP price 20% VAT incl.
V40220M	Front folding bed (manual) instead of ceiling cupboards	30		1,456
V4044024	Seat bench on left side turnable into a L-shape lounge with 2 seatbelts	42		1,988
V4062612	Additional seat with safety belt and ISOFIX in the couch on the right side (registration for 3 people or 5 people in combination with the L-shape lounge, code V4044024)	67		1,323
V4027211	Wardrobe with clothes rail, one drawer and trouser hanger instead of shelf with second clothes rail (only for model 88)	8		440
V4027210	Wardrobe with clothes rail and drawers instead of shelf with second clothes rail (only for model 88)	18		440
V40311100	Drawer fridge in kitchen unit (compressor, 138 l., with separate 12 l. freezing compartment, incl. restaurant-grade container) only available in combination with Lithium Energy Pack, not in combination with dishwasher and/or gas oven)	47		1,660
V4031311	Alternatively: additional wardrobe with upper shelf and shoe rack (only in combination with drawer fridge, code V40311100, not in combination with microwave, V4036010)	-40,5		0
V4031313	Alternatively: utensil cupboard (only in combination with drawer fridge, code V40311100)	-12		0
V5026410	Dishwasher 230V (capacity for 6 covers) in kitchen block instead of drawer	20,5		2,033
V40020J	Gas oven incl. grill function in kitchen block instead of drawer	12		773
V40110J	230 V. extractor hood, electrically retractable in kitchen unit (not in combination with drawer fridge, code V40311100, only for model 88)	25,5		2,645
V3065011	Mini safe	5		142
V5030090	Coffee machine (230 V capsule machine) in the electric kitchen lift (model 78)	2,5		133
V5030090	Coffee machine (230 V capsule machine) in push-lift storage in the kitchen window sill (model 88)	2,5		369
V4040210	Electrically darkenable glass panel (opaque) between the washbasin and the sleeping area (only for model 88)	1		1,394
V4053010	World map wall display above the window, in the living room (left hand side) (not in combination with front folding bed, code V40220M)	1,5		115
V7006011	Fire extinguisher	3,5		115
V4005010	Drawer's organizer with flexible inserts	12,5		1,013
V4026510	Clothes butler for closets under the single beds	6		435
V4036010	Microwave (230V, 800 watts, mounted behind cupboard door)	15,5		755
V4050012	Surface of mineral material in the kitchen	15		1,678

* INFO

The factory installation of optional equipment increases the actual mass of the vehicle and reduces the pay-mass. The additional weight indicated for packages and optional equipment shows the additional weight compared to the standard equipment of the respective model or layout.

The total weight of the selected optional equipment must not exceed the **manufacturer-specified mass for optional equipment** shown in the model overviews. This is a calculated value for each type and layout that Niesmann+Bischoff uses to determine the maximum weight available for factory-fitted optional equipment.

Detailed information and explanations on the subject of weight can be found in the **Legal information section**.

Gas, Water, Sanitary

Gas, Water, Sanitary

Code	Designation	Additional weight in kg*	Incl. in pack	GBP price 20% VAT incl.
V50100J	Shower in the garage	1,5		351
V5003510	Hose waste water disposal in storing tube	2,5		187
V50010J	Electrical discharge for waste water tank			319
V50230J	Gas supply connection in side wall	1		262
V5026013	Truma DuoControl CS gas flow control	1		253
V50250J	Gas filter (two units) for camping gas bottles (only in combination with Truma DuoControl, code V5026013)	1		181
V50270J	Narcotic gas alarm	2,5		440
V5025511	50 l / 20 kg gas tank incl. display	28,5		1,686
V5025210	External storage compartment with middle shelf, instead of gas compartment (ca. 180 ltr., 2x 69 x 37,5 x 35 cm) only in combination with gas tank, code V5025511	-1		
V5053020	170 l fixed toilet tank with ceramic toilet bowl (Arto 78)	25		1,416
V5001510	Electrical discharge for fixed toilet tank			319
V5053015	Ceramic bowl for cassette toilet (standard UK)	9		
V3064012	SOG toilet ventilation			262

Heating, Air Conditioning System

Heating, Air Conditioning System

Code	Designation	Additional weight in kg*	Incl. in pack	GBP price 20% VAT incl.
V5033613	Roof air conditioner in living room instead of skylight (2.400 W cooling capacity, 1.700 W heating power, not available in combination with fresh-air fan above kitchen, code V3009011)	40		3,098
V5033413	Roof air conditioner in bedroom instead of skylight (2.400 W cooling capacity, 1.700 W heating power, not available in combination with panoramic skylight over rear bed, code V3011014)	35		3,098
V5062010	Engine heat exchanger (uses the engine cooling water to heat the living area, only in combination with warm water heating code V5028014)	6		1,056
V5028014	Warm water heating with thermostat. control, heating cartridge and touch screen panel (independent heating circuit in the rear bedroom) (standard UK)	33,5		
V5020012	Floor heating (Arto 78 currently only available with this option)	1		524
V5028210	Extended heating for warm water heating in the driver's cab (original Mercedes ventilation connected with warm water heating, only in combination with warm water heating and engine heat exchanger, operable over separate touch screen panel)	8,5		1,411
V5027510	Towel dryer in the toilet room (only available for model 88, only in combination with warm water heating, code V5028014)	11,5		613

* INFO

The factory installation of optional equipment increases the actual mass of the vehicle and reduces the pay-mass. The additional weight indicated for packages and optional equipment shows the additional weight compared to the standard equipment of the respective model or layout.

The total weight of the selected optional equipment must not exceed the **manufacturer-specified mass for optional equipment** shown in the model overviews. This is a calculated value for each type and layout that Niesmann+Bischoff uses to determine the maximum weight available for factory-fitted optional equipment.

Detailed information and explanations on the subject of weight can be found in the **Legal information section**.

Electric Installation

Electric Installation

Code	Designation	Additional weight in kg*	Incl. in pack	GBP price 20% VAT incl.
V5033811	Combi charger 100 A with inverter 12 V to 230 V, 3.000 Watt and battery management panel (only in combination with Lithium batteries, code V5012710)	26,5	LEP	3,470
V5012612	2 x 150 AH Lithium battery, in total 3, incl. charging booster, battery monitor and battery management panel (only in combination with 100A combi charger, code V5033811)	33	LEP	6,825
V5047024	220W solar system incl. MPPT solar controller	17,5	LEP	2,033
V5047026	Extended solar system by 110W (only available in combination with solar system, V5047024, 330W in total, only available for model 78)	8		1,323
V5047027	Extended solar system by 220 W (only available in combination with solar system, code V5047024 440 W in total, only available for model 88)	15,5		1,589
V5047010	Cabling for solar system	0,5		187
V5047032	Extended solar system by 440 W (only available in combination with solar system, code V5047024 660 W in total, only available for model 88)	30,5		3,177
V5050510	230 V plug in the garage	0,5		218
V3071017	Central locking with individual comfort regulation for body door, flaps and garage door (standard UK)	2		

LP Liner Pack, DCP Driving Comfort Pack, LEP Lithium Energy Pack, MP1 Multimedia Pack without SAT system, MMP Multimedia Pack

Multimedia

Multimedia

Code	Designation	Additional weight in kg*	Incl. in pack	GBP price 20% VAT incl.
V5073014	Radio pre-installation "Sound System" with 4 high-end two-way loud speakers, subwoofer, roof antenna	6,5	MMP, MP1	1,190
V50440106	SAT system Oyster V Vision	14,5	MMP	3,985
V50440109	SAT system Oyster V Twin Vision	15		4,429
V5055011	Smart LED TV 22" in the bedroom	8		790
V5054514	Smart LED TV 32" incl. triple tuner, Bluetooth 5.0 in living room	18	MMP, MP1	1,589
V5071511	5G and WiFi router for own network with large operating range (SIM card needed, not included)	1		1,820

LP Liner Pack, DCP Driving Comfort Pack, LEP Lithium Energy Pack, MP1 Multimedia Pack without SAT system, MMP Multimedia Pack

* INFO

The factory installation of optional equipment increases the actual mass of the vehicle and reduces the pay-mass. The additional weight indicated for packages and optional equipment shows the additional weight compared to the standard equipment of the respective model or layout.

The total weight of the selected optional equipment must not exceed the **manufacturer-specified mass for optional equipment** shown in the model overviews. This is a calculated value for each type and layout that Niesmann+Bischoff uses to determine the maximum weight available for factory-fitted optional equipment.

Detailed information and explanations on the subject of weight can be found in the **Legal information section**.

LEGAL INFORMATION ON WEIGHT-RELATED INFORMATION

The weight specifications and tests for motorhomes are uniformly regulated throughout the EU in EU Implementing Regulation No. 2021/535 (until June 2022: EU Implementing Regulation No. 1230/2012). We have summarised and explained the key terms and legal requirements from this regulation for you below. Our dealers and the Niesmann+Bischoff configurator on our website offer you additional assistance in configuring your vehicle.

1. Technically permissible maximum laden mass

The technically permissible maximum laden mass of the vehicle (e.g. 3,500 kg) is a mass specification set by the manufacturer which the vehicle must not exceed. Information on the technically permissible maximum laden mass of the model you have chosen can be found in the technical data. If the vehicle exceeds the technically permissible maximum laden mass in everyday driving, this constitutes an administrative offence which may result in a fine.

2. Mass in running order

In simple terms, the mass in running order is the basic vehicle with standard equipment plus a legally fixed standard weight of 75 kg for the driver. This essentially includes the following items:

- the unladen weight of the vehicle together with the bodywork, including operating fluids such as greases, oils and coolants;
- the standard equipment, i.e. all equipment items that are included as standard in the factory-fitted scope of delivery;
- the fresh water tank filled to 100 % in driving mode (driving fill according to manufacturer's specifications; 20 litres) and an aluminium gas cylinder filled to 100 % with a weight of 16 kg;
- the fuel tank, which is 90 % full, including fuel;
- the driver, whose weight – regardless of the actual weight – is generally specified as 75 kg in accordance with EU law.

Information on the mass in running order can be found for each model in our sales documents. It is important to note that the value for mass in running order given in the sales documents is a default value determined in the type-approval procedure and verified by the authorities. It is legally permissible and possible for the mass in running order of the vehicle delivered to you to deviate from the nominal value stated in the sales documents. The legally permissible tolerance is $\pm 5\%$. In this way, the EU legislator accounts for the fact that certain fluctuations in the mass in running order occur due to variations in the weight of supplied parts as well as due to processes and weather conditions.

These weight deviations can be illustrated by means of an example calculation:

- Mass in running order acc. to sales documents: 2,850 kg
- Legally permissible tolerance of $\pm 5\%$: 142.50 kg
- Legally permissible range of mass in running order: 2,707.50 kg to 2,992.50 kg

The specific range of permissible weight deviations can be found for each model in the technical data. Niesmann+Bischoff makes great efforts to reduce weight variations to the minimum that is unavoidable for production reasons. Deviations at the upper and lower end of the range are therefore very rare; however, they cannot be completely ruled out technically, even with all optimisations. The real weight of the vehicle and compliance with the permissible tolerance is therefore checked by Niesmann+Bischoff by weighing each vehicle at the end of the line.

3. Mass of the passengers

The mass of the passengers is set a standard value of 75 kg for each seat provided by the manufacturer, regardless of the actual weight of the passengers. The mass of the driver is already included in the mass in running order (see no. 2 above) and is therefore not included again. In the case of a motorhome with four permitted seats, the mass of the passengers is therefore $3 \times 75 \text{ kg} = 225 \text{ kg}$.

4. Optional equipment and actual mass of the vehicle

Optional equipment (also: additional equipment) includes, according to the legal definition, all optional equipment parts not included in the standard equipment which are fitted to the vehicle under the responsibility of the manufacturer – i.e. ex works – and can be ordered by the customer (e.g. awning, bicycle or motorbike carrier, satellite system, solar system, oven, etc.). Information on the individual or package weights of the optional equipment that can be ordered can be found in our sales documents. Optional equipment in this sense does not include other accessories that are retrofitted by the dealer or you personally after the vehicle has been delivered ex works.

The mass of the vehicle in running order (see no. 2 above) and the mass of the optional equipment fitted to a specific vehicle at the factory are together referred to as the actual mass. You will find the corresponding information for your vehicle after handover under item 13.2 of the Certificate of Conformity (CoC). Please note that this specification also represents a standardised value. Since the mass in running order – as an element of the actual mass – is subject to a legally permissible tolerance of $\pm 5\%$ (see no. 2), the actual mass may also deviate accordingly from the stated nominal value.

5. Pay-mass and minimum pay-mass

The installation of optional equipment is also subject to technical and legal limits: Only so much optional equipment can be ordered and fitted at the factory that sufficient free weight remains for baggage and other accessories ("pay-mass") without exceeding the technically permissible maximum laden mass. The pay-mass is calculated by subtracting the mass in running order (nominal value according to sales documents, see no. 2 above) and the mass of the passengers (see no. 3 above) from the technically permissible maximum laden mass (see no. 1 above). The EU regulations stipulate a fixed minimum pay-mass for motorhomes, which must remain as a minimum for baggage or other non-factory-fitted accessories. This minimum pay-mass is calculated as follows:

Minimum pay-mass in kg $\geq 10 \cdot (n + L)$

Where: "n" is the maximum number of passengers plus the driver and "L" is the overall length of the vehicle in metres.

For a motorhome with a length of 6 m and 4 approved seats, the minimum pay-mass is therefore e.g. $10 \text{ kg} \cdot (4 + 6) = 100 \text{ kg}$.

To ensure that the minimum pay-mass is maintained, there is a maximum combination of optional equipment that can be ordered for each vehicle model. In the above example with a minimum pay-mass of 100 kg, the total mass of optional equipment for a vehicle with four permitted seats and a mass in running order of 2,850 kg should not exceed 325 kg:

- 3,500 kg technically permissible maximum laden mass
- - 2,850 kg mass in running order
- - 3*75 kg mass of the passengers
- - 100 kg minimum pay-mass
- = 325 kg maximum permissible mass of optional equipment

It is important to note that this calculation is based on the default value for mass in running order as defined in the type-approval procedure, without taking into account the permissible weight deviations for mass in running order (see no. 2 above). If the maximum permissible value for the optional equipment of (in the example) 325 kg is almost or completely exhausted, an upward weight deviation can therefore result in the minimum pay-mass of 100 kg being met mathematically using the default value for the mass in running order, although in fact there is no corresponding load capacity. Here, too, an example calculation for a vehicle with four seats, whose real weighed mass in running order is 2 % above the nominal value:

- 3,500 kg technically permissible maximum laden mass
- - 2,907 kg real weighed mass in running order (+ 2 % compared to the stated value of 2,850 kg)
- - 3*75 kg mass of the passengers
- - 325 kg optional equipment (maximum permissible value)
- = 43 kg actual load capacity (< minimum pay-mass of 100 kg)

In order to avoid such a situation, Niesmann+Bischoff further reduces the maximum permissible weight of the total optional equipment that can be ordered on a model-specific basis. The limitation of optional equipment is intended to ensure that the minimum pay-mass, i.e. the legally prescribed free mass for baggage and retrofitted accessories, is actually available for the vehicle load capacity of the vehicles delivered by Niesmann+Bischoff.

Since the weight of a specific vehicle can only be determined when it is weighed at the end of the line, in very rare cases a situation may arise in which the minimum pay-mass at the end of the line is not guaranteed, despite this limitation of optional equipment. In order to guarantee the minimum pay-mass even in these cases, Niesmann+Bischoff will check together with your trade partner and you before delivery of the vehicle whether, for example, the vehicle is loaded up, seats are reduced or optional equipment is removed.

6. Effects of tolerances of the mass in running order on the pay-mass

Regardless of the minimum pay-mass, you should note that unavoidable production-related fluctuations in the mass in running order – both upwards and downwards – have a mirror-image effect on the remaining load capacity: If you order our example vehicle (see no. 3. above), for example, with optional equipment with a total weight of 150 kg, the calculated pay-mass based on the default value for the mass in running order is 275 kg. The load capacity actually available may deviate from this value due to tolerances and may be higher or lower. If the mass in running order of your vehicle is, for example, permissibly 2 % higher than stated in the sales documents, the load capacity is reduced from 275 kg to 218 kg:

- 3,500 kg technically permissible maximum laden mass
- - 2,907 kg real weighed mass in running order (+ 2 % compared to the stated value of 2,850 kg)
- - 3*75 kg mass of the passengers
- - 150 kg optional equipment ordered for the specific vehicle
- = 218 kg actual load capacity

As a precaution to ensure that the calculated pay-mass is actually given, you should therefore take the possible and permissible tolerances for the mass in running order into account when configuring your vehicle.

We also recommend that you weigh the laden motorhome on a non-automatic scale before each journey and, taking the individual weight of the passengers into account, determine whether the technically permissible maximum laden mass and the technically permissible maximum mass on the axle are observed.

Further information

Important information

This brochure is subject to change without notice. After the copy deadline of this price list (10/2024) changes as to models and products, floor plans, technical data, equipments, etc. may have occurred. The illustrations also contain optional features, and / or accessories which are not included in the standard equipment and decoration respectively which is not included in Niesmann+Bischoff's range of supply. Descriptions may have been garbled due to graphic conversion, photographic processing or technical reasons. All data on range of supply, appearance, performance, weights and measures, as well as fuel consumption of the vehicles are in compliance with the knowledge existing at the time of the copy deadline and are valid for all purchase and licensing in the Federal Republic of Germany. Deviations of the values within a range of $\pm 5\%$ are possible. The measures of the mattress may slightly vary from the given bed measures. E. g. data on the capacity of the refrigerators refer to producer information. Prices for optional features are only valid when installed during production. In case of subsequent installation additional installation and servicing expenditures are accrued at cost. We reserve the right to change prices, construction and equipment without notice. With the issue of this brochure all previously issued information and price lists become void.

Imprint

Publisher

Niesmann+Bischoff GmbH
Clou-Straße 1 | 56751 Polch
T +49 2654 933-0
M info@niesmann-bischoff.com
W niesmann-bischoff.com

Concept + Design

3st kommunikation GmbH, Mainz

Tech. Presentation + Renderings

Studio SYN, Rüsselsheim

Status: October 2024