




GB IRL NZ

Motorhomes 2021

Dethleffs
A friend of the family





Welcome to the friend of the family

» “Not without my family” – that was the inner drive for our company founder, Arist Dethleffs, to invent the “camper car”. He wanted to promote his family business without leaving his family behind.

This family idea informs our daily work. Our highest target is to make holidays in a Dethleffs a unique experience on wheels. Dethleffs is your reliable and fair partner – three-time winner of the “German Fairness Prize 2017, 2018 and 2019”.

Technical details, additional information and original accessories can be found by following the symbols:



www.dethleffs.co.uk



in the technical information



This item is an
Original Dethleffs Accessory



Video available online

Stay up to date with us on Social Media:



Please note that some of the pictures on the following pages show alternative designs, which are subject to an additional charge.

The Dethleffs Motorhome Family

MOTORHOMES

90th ANNIVERSARY MODEL



**JUST 90 –
NOT JUST FOR BEGINNERS**

Just all you need: all the essentials for relaxed adventures are already on board.

PAGE 6



**TREND –
THE ALL-ROUNDER**

Not just sporty performance, but also a real hit with families.

PAGE 16



**GLOBEBUS –
COMPACT & AGILE**

Perfect for trips along narrow city streets or winding mountain roads.

PAGE 38



**PULSE – GET IN THE MOOD.
AND OUT OF THE DAILY ROUTINE.**

Keep your finger on the Pulse – with atmospheric lighting and a large payload.

PAGE 50

90th ANNIVERSARY MODEL



**PULSE CLASSIC 90 –
GO ONE STEP FURTHER**

The usual Pulse attributes combined with extensive “ready to go” equipment.

PAGE 62

A FRIEND OF THE FAMILY

That is what makes Dethleffs a friend of the family.

PAGE 118



90 YEARS OF DETHLEFFS

The pioneers and inventors of an industry celebrate our anniversary.

PAGE 120

IN GOOD HANDS

Your reliable and fair partner – during and after your purchase.

PAGE 123

ALL-SEASON MOTORHOMES WITH DOUBLE FLOOR



GLOBELINE – COMFORT AND SAFETY

Outstanding driving characteristics thanks to the latest Mercedes driver assistance systems.

PAGE 66



ESPRIT – THE ALL-SEASON MOTORHOME

The Esprit combines impressive, modern design with premium-class comfort.

PAGE 74



ALPA – TIME FOR TWO

Motorhomes designed for “adventurous couples” with a generous amount of space.

PAGE 84



ANNIVERSARY MODEL



GLOBETROTTER XLI EDITION 90 – WELCOME TO THE PREMIUM CLASS

The extensive “Edition 90” anniversary package leaves nothing to be desired.

PAGE 94



GLOBETROTTER XXL – LUXURY FOR ALL SEASONS

The XXL Coachbuilt stands for luxury equipment and maximum privacy.

PAGE 106



LOW PROFILE

JUST



The perfect introduction to the Dethleffs world! The Just 90 offers everything you need for uncomplicated camping. Get in, drive off and experience pure camping.

Christian Herrmann • Marketing



90 Just


PLUS FACTORS

- + Attractive "Ready to Go" standard specification at an attractive anniversary price
- + Optional pull-down bed for Low Profile models
- + LED spots in seating lounge and bed area including touch function and USB charging ports
- + Side walls, rear and roof in GRP
- + 70 cm-wide habitation door with window and central locking system
- + New T-hood with window in dynamic design
- + Fresh, modern design



LIVING

Just all you need



» Fresh, modern and with everything on board that you need for carefree travel. A large 142-litre fridge is also fitted as standard

» Simply beautiful: handleless locker doors with decorative strips, an abundance of light wood and white shelves
• T 7052 DBL | Rosario Cherry | Metropolitan



» Modern and comfortable: the anniversary upholstery in modern shades of grey, the LED spots in the seating lounge and bedroom with touch function provide a pleasant (lighting) atmosphere
• T 7052 DBL | Rosario Cherry | Metropolitan



What's cooking? You'll find all the essentials in the small, elegant kitchen • T 7052 EB | Rosario Cherry | Metropolitan

90 COOKING

Simply delicious



» The spacious kitchen cabinets offer enough space for pots and pans
• T 7052 DBL | Rosario Cherry | Metropolitan



» "Just start cooking" is the motto here. The 2-burner gas hob features a practical hinged cover and electric ignition



SLEEPING

Enjoy a good night's sleep!



Comfortable and practical: the queen bed is accessible from three sides • T 7052 DBL



Versatile sleeping arrangements: the comfortable single beds can also be easily combined to form a double bed • T 7052 EB




BATHROOM

A good way to start the day



» Space aplenty: the washroom and shower cubicle can be combined to form a large bathroom • T 7052 DBL



» Bright and modern toilet room with practical side-sliding mirror and many storage and stowage possibilities • T 7052 EB

Variety of choice



Experience the Just 90 in motion here. Scan the code, sit back and enjoy!



Experience the layouts in 360° here! Scan the code or visit:
www.dethleffs.co.uk/just90-360



Additional information can be found at:
www.dethleffs.co.uk/just90 or in the separate technical information



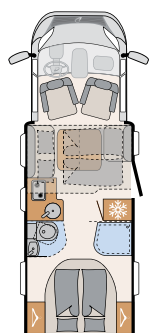
Metropolitan



Rosario Cherry

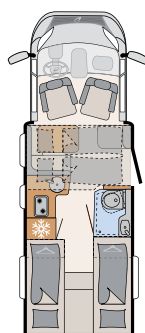


White (standard)



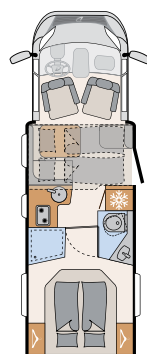
T 6752 DBL

5 sleeping berths



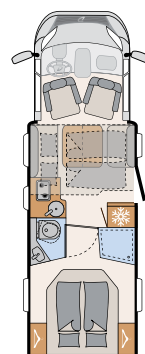
T 6812 EB

5 sleeping berths



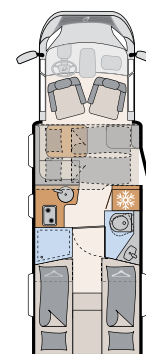
T 7052 DBM

5 sleeping berths



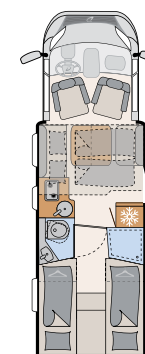
T 7052 DBL

5 sleeping berths



T 7052 EB

5 sleeping berths



T 7052 EBL

5 sleeping berths

The indicated sleeping berths are maximum values and partly available with optional fittings.

LOW PROFILE AND A CLASS

TREND



The perfect family companion! The Trend offers plenty of room for the whole family – and even more when travelling as a couple. All the essentials are already on board and you only need a class B driver's licence.

Julia Kugler • Sales Associate and outdoor specialist



PLUS FACTORS

- + Perfect price/performance ratio
- + Large rear garage, suitable for most e-bikes
- + Optional pull-down bed available for all Low Profile models
- + Rot-proof Lifetime-Smart body construction
- + 142-litre fridge with large freezer compartment
- + 70 cm-wide entrance door with coupé entrance
- + Bathroom in fresh and modern design
- + High payload capacity despite being licenced for 4 persons at 3.5t total weight
- + Harmonious Light Moments lighting system



Trend Low Profile

» The Trend Low Profile scores with excellent road-handling properties. This sporting impression is accentuated by the dynamic lines of the cab hood with large, opening window and the modern design. However, the Trend really steals the show when it comes to functionality. The standard feature is the Dethleffs drop chassis extension which allows extra large rear garages up to 115 cm in height! The garages have access doors on the left and right. The exceptionally wide 70 cm habitation door means an enormous gain in comfort.



T 7057 DBL | Virginia Oak | Torcello

Trend A Class

» Experience a magnificent holiday feeling at a great price – with the Trend A Class. It is equipped with everything that the successful Dethleffs range stands for – and of course with true “A Class” DNA: experience amazing comfort thanks to the large panoramic windscreen, generous space in the cab and also the standard pull-down bed, which offers outstanding comfort at 195x150 cm. It has never been so easy to join the premium class!



Relaxation is the Trend



» The Trend for families: enjoy relaxed camping holidays thanks to practical and functional family layouts



» Your new favourite hang-out – the comfortable side bench seat • I 7057 EB | Torcello



A lighter mood is guaranteed all round thanks to the harmonious “Light Moments” lighting system • I 7057 EB | Virginia Oak | Torcello



Enjoy each day in total comfort in the generous L-shaped seating lounge

COOKING

Cooking fun on wheels



» Fully equipped kitchen with lots of storage space and plenty of room to conjure up tasty meals • T 7057 EBL | La Rocca



» Very practical: Multiflex rail system with several different integrated hooks • T 7057 EBL

SLEEPING

Sweet dreams!



» Sweet dreams are made of this: Dethleffs equips all fixed beds in their motorhomes with 15 cm-thick, 7-zone mattresses made of climate-regulating material. All single beds are at least 195 cm long and can be converted into a large sleeping area • T/I 7057 EBL



» Queen beds offer easy access from three sides
• T/I 7057 DBM | (height-adjustment option for all Queens bed layouts (DBM/DBL))

» Low profile model with optional electric pull-down bed. Depending on the model, this makes one or two additional berths available at the press of a button (pull-down beds are fitted as standard in Low Profile models).



BATHROOM

Wellness Oasis



» Spacious, highly functional bathroom in a fresh and modern design • I 7057 EB | Virginia Oak



» Bright and modern toilet room with practical side-sliding mirror and many storage and stowage possibilities • I 7057 EB

Variety of choice



Experience the Trend in motion here. Scan the code, sit back and enjoy!



Experience the layouts in 360° here! Scan the code or visit:
www.dethleffs.co.uk/trend-ti-360



Additional information can be found at:
www.dethleffs.co.uk/trend-ti or
in the separate technical information



Torcello



Gresso



La Rocca

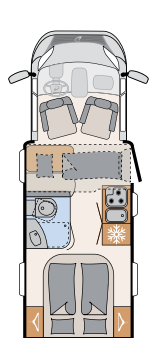


Virginia Oak



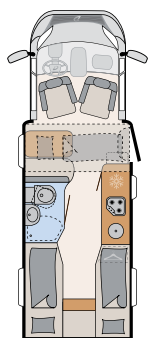
White (standard)

Titansilver-Metallic



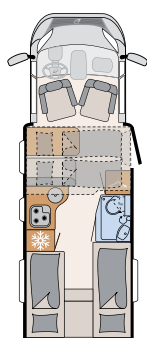
T 6557 DBM

3 sleeping berths



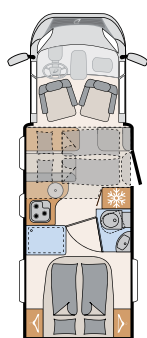
T 6617 EB

3 sleeping berths



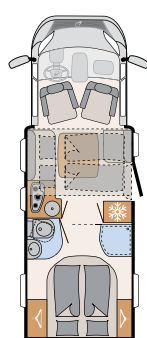
T 6717 EB

4 sleeping berths



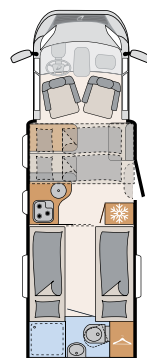
T 6757 DBM

4 sleeping berths



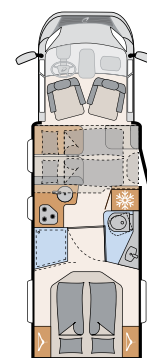
T 6757 DBL

5 sleeping berths



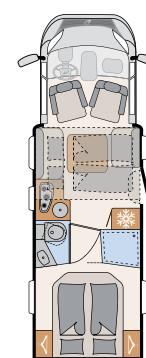
T 7017 EB

5 sleeping berths



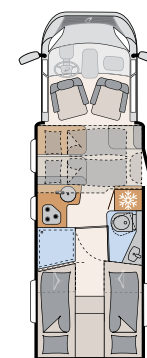
T 7057 DBM

5 sleeping berths



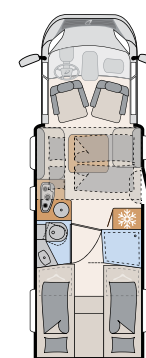
T 7057 DBL

5 sleeping berths



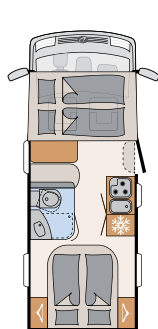
T 7057 EB

5 sleeping berths



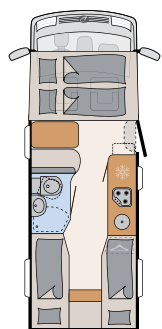
T 7057 EBL

5 sleeping berths



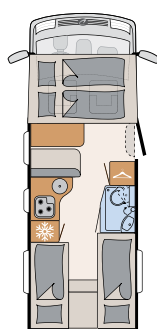
I 6557 DBM

4 sleeping berths



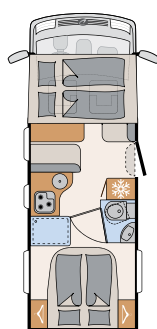
I 6617 EB

4 sleeping berths



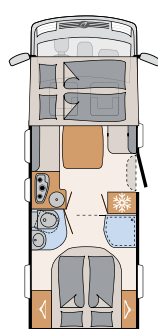
I 6717 EB

4 sleeping berths



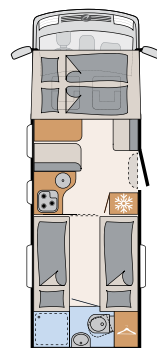
I 6757 DBM

4 sleeping berths



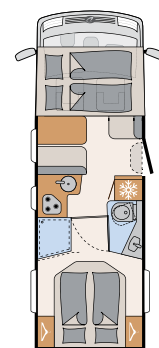
I 6757 DBL

4 sleeping berths



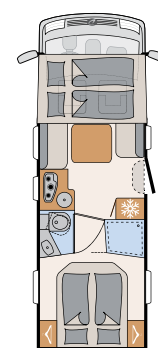
I 7017 EB

4 sleeping berths



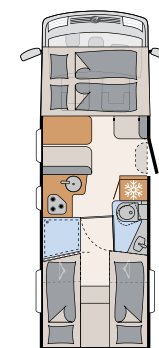
I 7057 DBM

5 sleeping berths



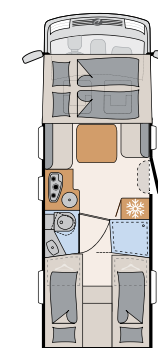
I 7057 DBL

4 sleeping berths



I 7057 EB

5 sleeping berths



I 7057 EBL


4 sleeping berths

The indicated sleeping berths are maximum values and partly available with optional fittings.

COACHBUILT

TREND





We enjoy sporty driving – my son regularly rides in motorcross races. With the Trend Coachbuilt, the driving fun starts on the way to the race. And it offers the whole family enough space to stretch out after a hectic race day.

Markus Altenried • Production Line Manager and motorcross fan



PLUS FACTORS

- + Perfect price/performance ratio
- + Large (210x165 cm) bed in overcab
- + 142l fridge with large freezer compartment
- + 70 cm-wide entrance door and electric entrance step
- + Large garage, suitable for transportation of most e-bikes
- + High payload capacity and if desired with 6 passengers' homologation
- + A 7877-2: fully winterproof thanks to the double floor and an abundance of space
- + Stepless living room floor

For the big family holidays

» The Trend Coachbuilt is the ideal holiday companion for all those who need to bring lots of luggage on board. Whether it is family items or sport equipment – everything can go on board. All bulky items can be stored in the large rear garages. The lower bunk bed in the A 5887 can be folded away to create a storage space from the floor to ceiling.

And best of all, every family member can go on tour – homologation for up to 6 people is possible in combination with the Safety Package.





Everybody at one table: besides the whole family, there is even room for a guest or two • A 7877-2 | Torcello

The big friend of the family



» Trend A 5887 | Virginia Oak | Gresso



» Cooking is fun for the whole family in the L-shaped kitchen with large work surface and ample storage space • A 7877-2 | Virginia Oak



» Ideal for those really big family holidays – the huge living area with generous seating lounge and spacious kitchen • La Rocca | optional U-shaped seating lounge

SLEEPING

Bedtime



» Cosy hours with room to stretch your legs: 210 cm-long rear bed • A 6977 & A 7877-2

» The huge overcab bed (210 x 165 cm) is loved by children and adults alike

BATHROOM

0 sole mio ...



» Vario bathroom with rotating wall to separate the shower cabin or washroom • A 5887 & A 6977



» Large bathroom for the whole family with separate shower opposite • A 7877-2

Variety of choice



Experience the Trend in motion
here. Scan the code, sit back
and enjoy!



Experience the layouts in 360° here!
Scan the code or visit:
www.dethleffs.co.uk/trend-a-360



Additional information can be found at:
www.dethleffs.co.uk/trend-a or
in the separate technical information



Torcello



Gresso



La Rocca



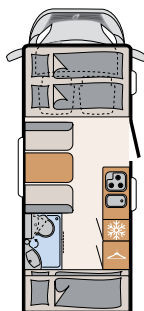
Virginia Oak



White (standard)

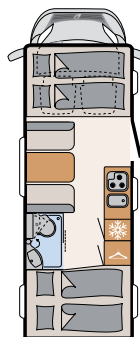


Spacious marvel A 7877-2: large, Coachbuilt motorhome with double floor



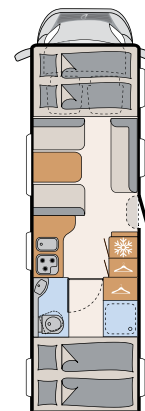
A 5887

6 sleeping berths



A 6977

6 sleeping berths



A 7877-2

6 sleeping berths

LOW PROFILE AND A CLASS

GLOBEBUS



The illustrations on the following pages contain some elements from the GT-Package and other optional extras, which are available at extra cost.



A short trip to the nearby mountains, leaving the daily grind far behind – this is where the compact Globebus comes into its own. It snakes effortlessly up every pass, is as easy to drive as a van and takes us to the most beautiful mountain lakes and hiking trails in the Alps.

*Peter Droeszler • Sales Associate
(who experiences frequent bouts of wanderlust)*



PLUS FACTORS

- + Plenty of space in the interior despite a width of only 2.2 m
- + Large L-shaped seating lounge with modern upholstery
- + Robust work surface extension in kitchen area (not in T/I 7)
- + Exclusive GT-Package (optional)
- + Compact and agile
- + Modern exterior design



Globebus Low Profile

» The aerodynamically shaped cab hood reduces fuel consumption and incorporates a large, openable panoramic window as standard, which allows plenty of light and air into the vehicle's interior. Underneath, you can relax in the L-shaped seating lounge.



Globebus A Class




The royal class in a compact format! Its elegance makes the Globebus A Class a real eye-catcher – active driving, compact and an excellent design. Travelling is a fantastic experience thanks to the huge panoramic windshield and spacious cab.

The practical pull-down bed with a width of 150 cm is fitted as standard and is extremely easy to set up.



Oasis of peace for world travellers



» Option for smaller globetrotters: Isofix brackets make the installation of child seats a breeze

» The perfect place to take a break • T 6 | Rosario Cherry | Quadro



» Guaranteed comfort and spaciousness in a homely atmosphere • 17 | Rosario Cherry | Atomic



Enjoy a time-out for two – to cook, relax and plan excursions together • T 6 | Rosario Cherry | Quadro

Small but impressive!



» Robust worktop extension that can be operated with one hand and stowed out of sight when not needed • T/I 6



» Maximum comfort in a small space with large and easy-to-load drawers and lockers • Fig. T/I 7 | Atomic

Pure relaxation



» An alternative to the double bed:
single beds that can be converted into
a large sleeping area (200 x 155 cm)
• T/I 6 | Quadro



» Height-adjustable! The height of the large double bed with
comfortable access from three sides can be adjusted depending
on the required cargo capacity • T/I 7 | Atomic

» The pull-down bed in the A Class models has
a sleeping area of up to 150 cm in width



BATHROOM

Refreshment



» Intelligent washroom concept with large bathroom. The high-gloss sink with the dark shelf looks particularly elegant • T/17



» The T/16 comes with a roomy shower, an easy-to-access sink and plenty of storage space
• T 6 | Rosario Cherry

Variety of choice



Experience the Globebus in motion here. Scan the code, sit back and enjoy!



Experience the layouts in 360° here! Scan the code or visit:
www.dethleffs.co.uk/globebus-360



Additional information can be found at:
www.dethleffs.co.uk/globebus or in the separate technical information



Quadro



Atomic



Rosario Cherry



A synonym for comfortable travelling!
Experience the Globebus Gran Turismo.
Scan the code or visit:
www.dethleffs.co.uk/globebus



White (standard)



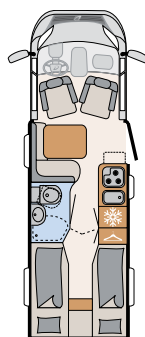
Gran Turismo White



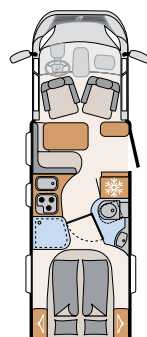
Gran Turismo Black



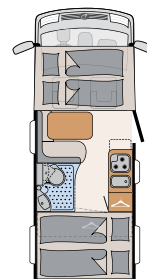
T 1
3 sleeping berths



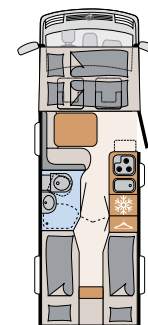
T 6
3 sleeping berths



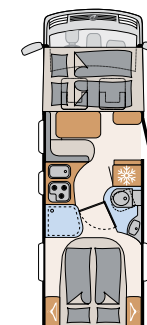
T 7
3 sleeping berths



I 1
4 sleeping berths



I 6
4 sleeping berths



I 7
4 sleeping berths


The indicated sleeping berths are maximum values and partly available with optional fittings.

LOW PROFILE AND A CLASS

PULSE



The illustrations on the following pages contain some elements from the GT-Package and other optional extras, which are available at extra cost.



A truly modern motorhome in which I'm absolutely delighted to travel. The design's flowing transitions and clean lines appeal to me, and I think the fine details are fantastic. And thanks to the special lighting accents, the interior always puts us in a holiday mood – regardless of the weather.

Florian Pietrzak • Product Manager Motorhomes



PULSE

PLUS FACTORS

- + High payload capacity despite being licensed for 4 persons and a 3.5t total weight
- + Harmonious Light Moments lighting system for a pleasant ambience and good spirits in the Pulse
- + Further evolution of the Dethleffs design language for more openness and brightness with clean shapes and lines
- + Innovative maxi-flex overhead locker with soft opening and intuitive operation
- + Outstanding comfort thanks to the IsoProtect comfort floor



Pulse Low Profile

» The design of the Pulse heralds a new era for the Dethleffs Low Profile models. The aerodynamic cabs with the new T-hood flow elegantly into the vehicle body, whose harmonious lines extend all the way to the newly designed rear.

All Low Profile layouts are available with the optional pull-down bed.





Pulse A Class

PULSE



Travelling with the Pulse A Class is an adventure; this is ensured by the panoramic windscreen with its glorious view to the outside, as well as the optimally noise-insulated dashboard. The exterior has been totally re-developed and embodies a new Dethleffs design language, which not only creates a beautiful look but also harbours many practical benefits.

The XL pull-down bed is fitted as standard – with an elastic 3D bed frame whose degree of hardness can be adjusted. The high-quality mattress is made of climate-regulating material.




I 7051 EB & DBM | Beat

Get in the mood. And out of the daily routine.



» The interplay of the “Light Moments” lighting system creates a completely new spatial quality and a positive, cosy atmosphere. For more information about lighting, see page 128



» Generous and functional storage space can be found everywhere inside the Pulse • T 7051 EB | Beat



Cosy lounge of the DBL and EBL variants. The IsoProtect comfort floor creates a single-level living area without steps • I 7051 DBL | Dance

Bon appétit



» Innovative gourmet kitchen with space for your kitchen utensils. Everything can be conveniently stored in the practical drawers with soft-close technology • T/I 7051 EB & DBM



» Dinner is served. For a larger work surface, simply cover the cooker and sink



» The functional kitchen flows smoothly into the lounge area • I 7051 DBL & EBL

SLEEPING

Slow your Pulse



» The height-adjustable queen bed is comfortably accessible from three sides and is with 160 cm wide. Tall wardrobes are located on both sides and small storage compartments for e.g. glasses or handkerchiefs. In addition, the compartments are equipped with a 230V or USB charging port for mobile phones • T/I 7051 DBM & DBL



» The single beds, which are over two metres long, are connected via the head board and can be optionally converted into a large sleeping area • T/I 7051 EB

» Welcome storage space under the double bed. These beds come with height-adjustment as standard in all DBM and DBL layouts • T/I 7051 DBM & DBL



Large bathroom



» Do you appreciate space and elbow room? You will get that here!
The separate shower perfectly rounds of your personal spa! • Fig. T/I 7051 DBM

Variety of choice



Experience the Pulse in motion here. Scan the code, sit back and enjoy!



Experience the layouts in 360° here! Scan the code or visit: www.dethleffs.co.uk/pulse-360



Additional information can be found at: www.dethleffs.co.uk/pulse or in the separate technical information



Beat



Dance



Rosario Anthracite



A synonym for comfortable travelling! Experience the Globebus Gran Turismo. Scan the code or visit: www.dethleffs.co.uk/pulse



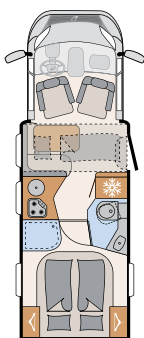
White (standard)



Gran Turismo White

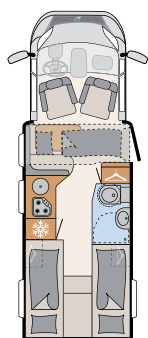


Gran Turismo Black



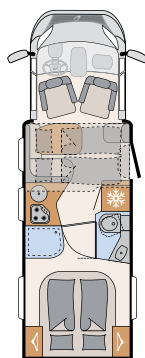
T 6651 DBM

3 sleeping berths



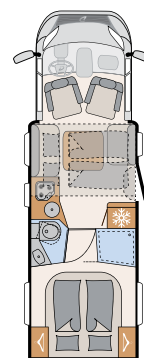
T 6811 EB

3 sleeping berths



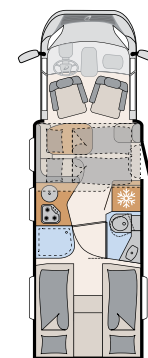
T 7051 DBM

4 sleeping berths



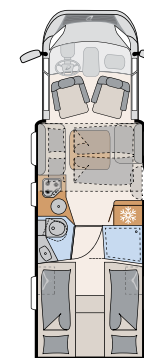
T 7051 DBL

5 sleeping berths



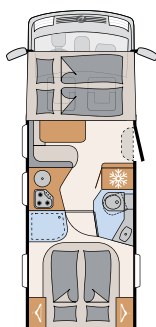
T 7051 EB

4 sleeping berths



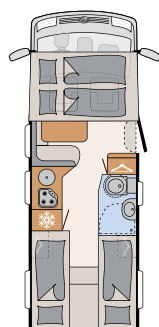
T 7051 EBL

5 sleeping berths



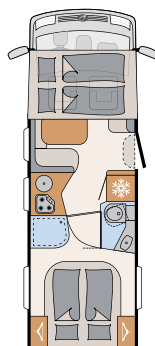
I 6651 DBM

4 sleeping berths



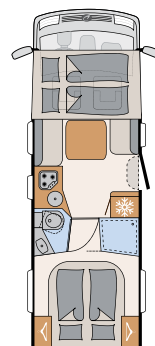
I 6811 EB

4 sleeping berths



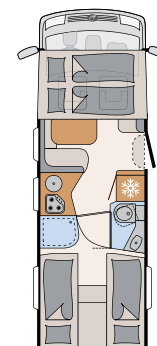
I 7051 DBM

4 sleeping berths



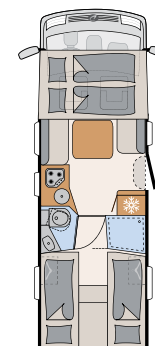
I 7051 DBL

4 sleeping berths



I 7051 EB

4 sleeping berths



I 7051 EBL

4 sleeping berths

The indicated sleeping berths are maximum values and partly available with optional fittings.



LOW PROFILE

PULSE CLASSI



C

» The large, bright and elegant living room with its generous sense of space in combination with the Light Moments system makes it my perfect travel companion.

Sebastian Beller • Product Manager Motorhomes and globetrotter



90 Pulse Classic

PLUS FACTORS

- + High payload capacity despite being licensed for 4 persons and a 3.5t total weight
- + Harmonious Light Moments lighting system (option) for a cosy ambience and good spirits in the Pulse Classic 90
- + Attractive price / performance ratio
- + Generous “ready to go” standard specification
- + Outstanding comfort thanks to the IsoProtect comfort floor
- + Elegant anniversary upholstery



LIVING & SLEEPING

Feel good in an elegant and timeless ambience



Openly functional: the large kitchen with 142-litre fridge offers enough space for relaxed cooking
• T 7051 DBL | Cosmopolitan



The "Light Moments" lighting system creates a cosily safe feeling throughout the vehicle. The 160 cm-wide double bed is height-adjustable
• T 7051 DBL | Cosmopolitan



Experience the Pulse in motion here.
Scan the code, sit back and enjoy!

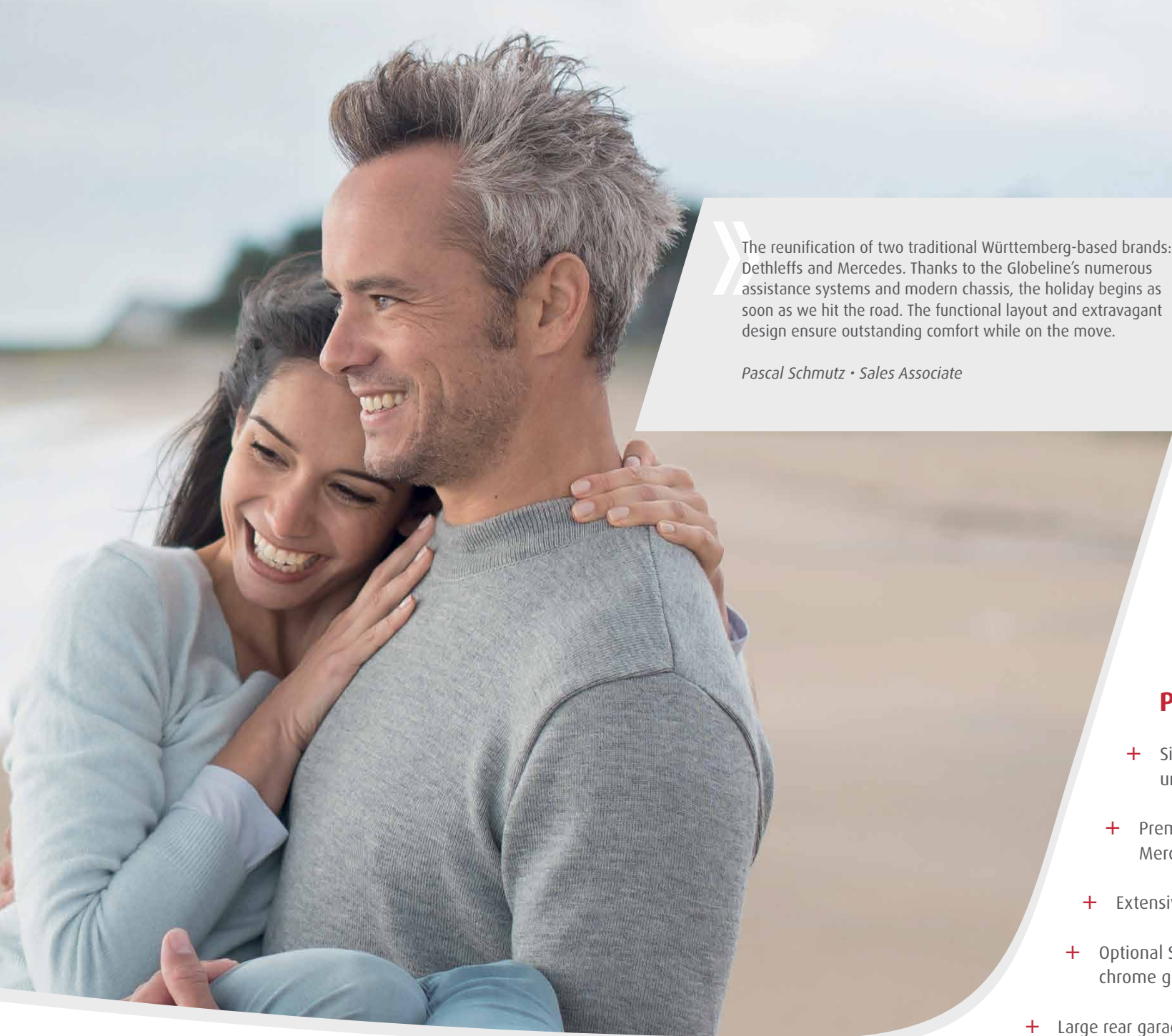


» Conviviality at no extra charge: the seating lounge offers a lot of space and the indirect lighting also creates a cosy lounge ambience • T 7051 DBL | Cosmopolitan

LOW PROFILE

GLOBELINE





The reunification of two traditional Württemberg-based brands: Dethleffs and Mercedes. Thanks to the Globeline's numerous assistance systems and modern chassis, the holiday begins as soon as we hit the road. The functional layout and extravagant design ensure outstanding comfort while on the move.

Pascal Schmutz • Sales Associate



PLUS FACTORS

- + Single-bed layout with a length of under 7 metres
- + Premium chassis and ride comfort thanks to the Mercedes Benz Sprinter chassis
- + Extensive assistance systems on board
- + Optional Style Package with black chassis paintwork, chrome grille and flush fitting windows
- + Large rear garage for bulky holiday luggage

LIVING & SLEEPING

The unique Globeline sense of space



» Looking for comfortable single beds with a total length of less than 7m? You will find them already on board the Dethleffs Globeline – as well as an exceptionally generous sense of space • T 6613 | La Rocca



» Fully equipped: the kitchen with three-burner hob as well as optional 142-litre fridge-freezer and oven • T 6613 | La Rocca

From the chassis and cab to the assistance systems – our latest Low Profile motorhome redefines travel comfort. And with rear-wheel drive, even the traction is outstanding. Just like the efficient and powerful 414 CDI engine (105 kW/143 hp). which is also impressively future-proof since it complies with the latest Euro-VI D emissions standard. It is perfectly complemented by the smooth-shifting 7G-TRONIC PLUS automatic transmission (available as an option).



Comfortable, modern, spacious – the popular single-bed layout has a lot to offer due to its compactness, including an optional pull-down bed for an additional berth • T 6613 | La Rocca



Experience the Globeline in motion here. Scan the code, sit back and enjoy!



Experience the layouts in 360° here! Scan the code or visit: www.dethleffs.co.uk/globeline-360



Additional information can be found at: www.dethleffs.co.uk/globeline or in the separate technical information

ALL-SEASON CAMPING

DOUBLE-FLOOR VEHICLES





PLUS FACTORS

- + Excellent living comfort in every season
- + Fully winterproof even in snow and ice thanks to double-floor technology
- + Additional, highly usable storage space inside the double floor
- + Generously dimensioned
- + Excellent equipment
- + Maximum durability thanks to the Lifetime Plus body construction





DOUBLE-FLOOR VEHICLES

Double-floor technology for enjoyable winter camping

» Winter camping is becoming increasingly popular. In order to be able to really enjoy the mobile experience even in the icy cold, there are a few things to consider, which we have summarised via the following link. An important prerequisite here is the right vehicle technology. Dethleffs has many years of expertise in this area and delivers innovative solutions such as the Dethleffs winter comfort packages, which allow even traditional motorhomes to be made winterproof.

By contrast, the real winter specialists in the Dethleffs model range have their own category: the double-floor vehicles. They feature a kind of “heated cellar”, in which the entire water installation and important on-board equipment is housed with frost protection. As a positive side effect, the living room floor is kept at a pleasant temperature, which ensures a homely feeling, even when things get frosty outside. Furthermore, the double floor also offers additional, highly usable storage space for bulky luggage and sports equipment such as skis.

On the following pages you can get acquainted with our “winter specialists” with double-floor technology: **Alpa, Esprit, Globetrotter XL I Edition 90 and Globetrotter XXL A.**

As different as these vehicle concepts are, all models share one thing in common: perfect winterisation combined with a generous sense of space and the highest standards of quality and reliability. All vehicles are based on the new Lifetime Plus technology with a completely rot-free construction – this guarantees a very high re-sale value.

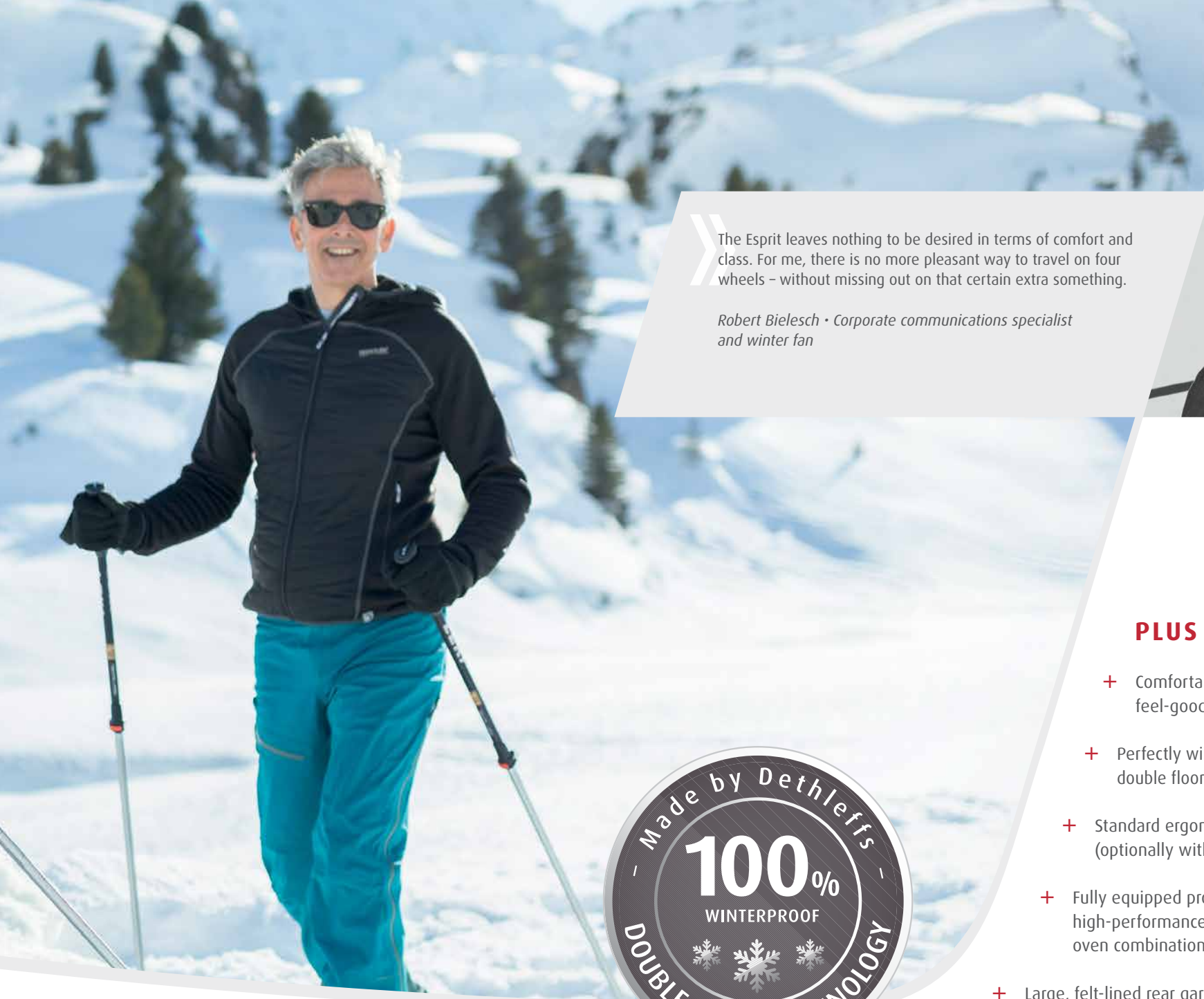


Enjoy winter camping to the full!
Tips and tricks for winter camping fun can be found here:
www.dethleffs.co.uk/winter-specialist

A CLASS

ESPRIT





The Esprit leaves nothing to be desired in terms of comfort and class. For me, there is no more pleasant way to travel on four wheels – without missing out on that certain extra something.

Robert Bielesch • Corporate communications specialist and winter fan



ESPRIT




PLUS FACTORS

- + Comfortable interior in Scandinavian look with feel-good character
- + Perfectly winterised thanks to the functional double floor and frost-proof installation
- + Standard ergonomic SKA captain seats (optionally with air-swing seats)
- + Fully equipped professional kitchen for foodies with high-performance cooker and large fridge / freezer / oven combination that opens on both sides
- + Large, felt-lined rear garage

On holiday at last!



» Feel good all year round regardless of the season, thanks to the heated multifunctional double floor



» Useful drawers offer many additional storage options



Atmospheric ambience thanks to the "Light Moments" lighting system. For cosy evenings, the spacious and very comfortable L-shaped seating lounge invites you to relax

- Rubino (real leather, option)



» Abundant storage space is provided thanks to the large drawers which lock automatically when driving. The cooker hood removes unpleasant odours from the vehicle's interior

Culinary delight



» Makes cooking fun: generously equipped gourmet kitchen with many refinements



» Practical and beautiful: Illuminated kitchen rear panel with side splash guard and practical spice rack

SLEEPING

On holiday at last!



It doesn't get any more comfortable. The king-size bed is accessible from three sides and so low that getting in and out is quick and simple. Tall wardrobes are located on both the left and right side
• 7150-2 DBM



Maximum sleeping comfort: the pull-down beds in the A Class offer a 200 x 150 cm sleeping area and electrical operation as standard

BATHROOM

Mobile Luxury Oasis



» High-quality materials and workmanship also give the bathroom a touch of luxury



» Large shower cubicle in a modern design and indirect lighting create an optimum feel-good ambience

ESPRIT

Variety of choice



Experience the Esprit in motion
here. Scan the code, sit back
and enjoy!



Experience the layouts in 360°
here! Scan the code or visit:
www.dethleffs.co.uk/esprit-360



Additional information can be found at:
www.dethleffs.co.uk/esprit or in the
separate technical information



Kari



Nubia



Rubino (real leather, option)



Noce Nagano



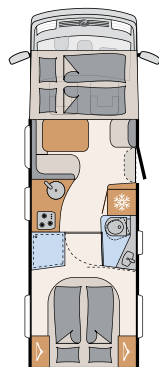
White (standard)



Gran Turismo White

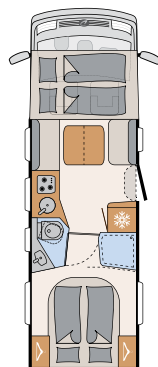


Gran Turismo Black



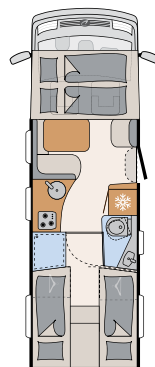
I 7150-2 DBM

5 sleeping berths



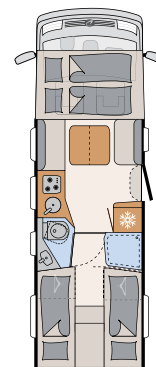
I 7150-2 DBL

4 sleeping berths



I 7150-2 EB

5 sleeping berths



I 7150-2 EBL

4 sleeping berths

The indicated sleeping berths are maximum values and partly available with optional fittings.

A CLASS AND COACHBUILT

ALPA





I'm thrilled with the Alpa because it offers a fantastic feeling of spaciousness and incredible freedom of movement with a comparatively manageable overall length. Once you get used to the single beds in the Coachbuilt model, the Alpa becomes a vehicle that can even rival large liners in terms of living comfort. And the large U-shaped seating lounge in the rear is simply sensational.

Helge Vester • Marketing



ALPA

PLUS FACTORS

- + Huge panoramic U-shaped seating lounge with lots of space to enjoy meals and relax
- + Great single beds comfort with easy access
- + The large and spacious double floor can also be loaded from the rear (garage door with one-hand operation)
- + Winterproof: heated double floor with frost-protected water system
- + Warm water heating is standard
- + Large bathroom and dressing area



The most comfortable apartment on wheels



» Relaxing while watching TV, enjoying a glass of wine together or inviting friends over for dinner? The huge panoramic U-shaped seating lounge becomes the focal point for cosy relaxation • A 7820-2 | Virginia Oak | Skylight (option)



» Relax, enjoy and feel good. Everything on board for a successful holiday



» Even the shortest Alpa shines with a huge U-shape seating lounge and plenty of elbow room • A 6820-2 | Virginia Oak | WelshWhite | Goa



Welcome to the premium class: exclusive GourmetPlus kitchen with large drawers and XXL fridge / freezer combination • A 7820-2 | Virginia Oak | Amaro

Gourmet cuisine on the road



» Pure holiday feeling: even when cooking you can enjoy a unique view thanks to the large panoramic windows



» A new type of lighting system, which indirectly illuminates wall and floor elements, creates an atmospheric ambience
• A 7820-2 | Virginia Oak | Amaro (option)

SLEEPING

Dreamlike comfort




You can also relax and unwind in the spacious sleeping area • I 7820-2



The overcab bed can be easily reached via the fold-away step. Just like the full-size pull-down bed, which is shaped like a single bed, in the A Class
• A 7820-2 | Virginia Oak | Amaro

BATHROOM

Start your day refreshed



» Your private spa with plenty of daylight and extreme comfort • A 7820-2 & A 9820-2

Variety of choice



Experience the Alpa in motion
here. Scan the code, sit back
and enjoy!



Experience the layouts in 360°
here! Scan the code or visit:
www.dethleffs.co.uk/alpa-360



Additional information can be found at:
www.dethleffs.co.uk/alpa or in the
separate technical information



Amaro



Goa



Skylight (real leather, option)



Virginia Oak



Master Gloss Alaska White (option)



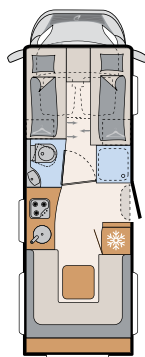
White (Standard) | also available as A 6820-2



Titansilver Metallic

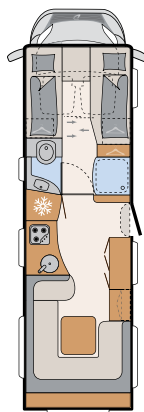


A: Titansilver Metallic | Grand Alpa Plus A 9820-2 (Iveco)



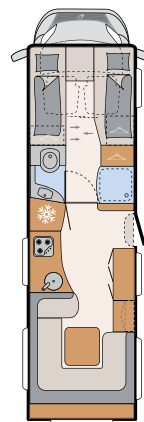
Alpa A 6820-2

4 sleeping berths



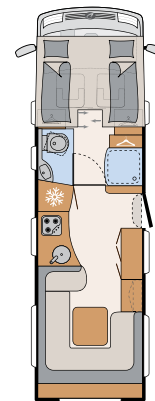
Grand Alpa A 7820-2

4 sleeping berths



Grand Alpa Plus A 9820-2

4 sleeping berths



Grand Alpa I 7820-2

4 sleeping berths



A CLASS

GLOBETROTTE XLI EDITION 90



R



For me, the Globetrotter XLI is characterised by its particularly high-quality workmanship and a touch of luxury. In addition, it embodies the sum of our expertise in vehicle design, as well as many stylish details that meet the highest standards. I am always impressed and proud when a XLI rolls off our production line.

Michael Kresser • Production Line Manager, Line 3



Globetrotter XLI
Premium
Edition 90

PLUS FACTORS

- + Premium low platform broad gauge chassis
- + Ergonomic SKA air-swing seats
- + Large seating lounge with panoramic side window
- + Extra-wide habitation door (70 cm) with electric closing aid and 2-point locking
- + Warm-water heating with heat exchanger for engine pre-heating as standard
- + Extensive Editions equipment package with special "Edition 90" leather upholstery
- + Limited edition of 90 vehicles





Luxury in the anniversary edition



Unlike almost any other premium motorhome, the Globetrotter XLI combines spacious living with design and dynamics. The first-rate premium broad-gauge low-frame chassis delivers real driving pleasure and accentuates the sporty design. And that's why the XLI drives just as well as it looks: sporty, dynamic and absolutely safe. Especially on winding country roads, you will be amazed by its track stability and minimised roll behaviour.

To mark the occasion of our 90th birthday, only 90 exclusive Globetrotter XL "Edition 90" vehicles will be built. Prepare to be inspired by the generous equipment package, the elegant interior design with the exclusive "Edition 90" upholstery, as well as the chic Edition exterior design.





Enjoy the view through the huge panoramic side window! Shown here is the optional variant with a furniture extension instead of the pull-down bed. In addition to the extra storage space, this variant comes with a skyroof with two large panoramic skylights that are integrated in an elegant roof lining • Almera Ash White | Edition 90 Neapolitan leather upholstery



LIVING

All the perfect details in one model



» This is the premium class: ample room throughout the vehicle – enjoy a luxurious sense of space from the seating lounge to the single beds in the rear



» Exclusive entrance area with many high-quality details
(including illuminated entry handle and exclusive bar compartment)



» Premium ambience throughout the interior thanks to a well thought-out lighting concept and atmospheric, indirect lighting. Additional light is provided by the huge skylight in the living room and the powerful air conditioning ensures pleasant and cool air inside the vehicle. The exclusive Edition 90 leather upholstery provides luxurious seating comfort • Almeria Ash White | Edition 90 Neapolitan upholstery



Plenty of cooking fun! The GourmetPlus kitchen brings together everything you need to cook up a storm! With plenty of elbow room and storage space, as well as an automatic locking of the drawers at the start of travel

90 COOKING GourmetPlus Kitchen



» The kitchen boasts a range of practical and stylish solutions, such as the multiflex rail system



» Large 190-litre fridge / freezer combination, plus oven and grill



SLEEPING

More space for sweet dreams



It doesn't get any more comfortable. The Queens bed is accessible from three sides. Left and right two large wardrobes offer additional storage space



The two-metre-long single beds are easy to access and convert into a large sleeping area



Electrically adjustable pull-down bed (200 x 150 cm sleeping area) with high-quality mattress





BATHROOM

Wellness on Wheels



» Sink with dedicated space for all your bathroom utensils



» Lots of space and the option to separate the living and sleeping room – plus a full-length mirror

Variety of choice



Experience the XLI in motion here. Scan the code, sit back and enjoy!



Experience the layouts in 360° here! Scan the code or visit: www.dethleffs.co.uk/xli



Additional information can be found at: www.dethleffs.co.uk/xli or in the separate technical information



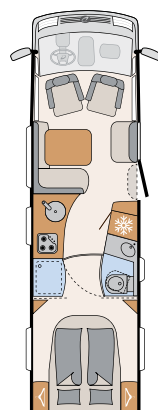
Neapolitan (real leather)



Almeria Ash White

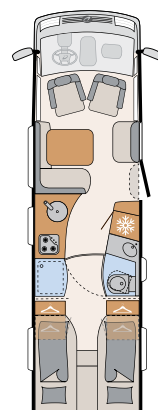


White (standard)



I 7850-2 DBM

4 sleeping berths



I 7850-2 EB

4 sleeping berths

COACHBUILT

GLOBETROTTE XXLA



R



If you want to super-size your travel experience, look no further than the Globetrotter XXL A. We have also winterised it to perfection - with a modern, heated and frost-proof double floor and highly efficient XPS insulation. And even the high-quality interior, which ensures absolute privacy, can be described as luxurious.

Uwe Duhacsek • Design Manager Motorcaravans

KL A



PLUS FACTORS

- + Modern 3.0l Euro VI D engine (132 kW/180 hp) and IVECO chassis with rear-wheel drive and twin axle
- + Heated cab seats and height-adjustable steering wheel tilt system
- + Frost-proof, heated double floor. The radiant heat also serves as effective floor heating
- + Warm-water heating with heat exchanger for engine pre-heating
- + Long-lasting Lifetime Plus technology with 45 mm-thick wall and roof construction
- + Extra self-sufficiency thanks to the large 150Ah battery and 230-litre water tank



XXL A

Pure luxury



The Globetrotter XXL A epitomises the special appeal of the premium class with its confident appearance, exceptional size and unique shape.

The interior was also created to meet the highest demands: absolute winterisation thanks to the double floor construction and high-quality XPS insulation, as well as a luxurious standard specification.





The inviting lounge and the lateral bench can be easily converted to a large U-shaped lounge (option). Ideal for putting up your feet or for enjoying convivial evenings. For entertainment-lovers, a 32" TV can be pulled downwards (option) • A 9050-2 | Almeria Ash Gloss | Meran

Luxury with a visionary design



» The cab can be separated from the living room by a wooden sliding door. Ideal to keep out the cold and the heat – as well as unbidden guests, as the door can be locked as well



» When another sleeping berth is needed the lounge can be quickly converted to a bed for two persons



» U-shaped lounge for convivial evenings: Close the passageway to the cab and add an extra cushion to create a generous U-shaped seating lounge • A 9000-2 | Almeria Ash White | Platinum




Big motorhome, big cooking fun! So much space and elbow room is offered by the Dethleffs premium class – and all that in befitting exclusive design

COOKING

Dining excellence



» Massive gas stove with powerful burners and glass-covered steel surface



» The kitchen boasts a range of practical and stylish solutions, such as the rail system

SLEEPING

Enjoy sweet dreams



Cosy double bed for restful nights and relaxation for two
• A 9050-2 | Almeria Ash Gloss



The single beds can easily be converted into a large sleeping area • A 9000-2

BATHROOM

An oasis of well-being



» Large bathroom with unbeatable space and storage • A 9050-2



» Spacious shower with Plexiglass doors, rain shower and optional indirect lighting
• A 9050-2

Variety of choice



Experience the XXL A in motion
here. Scan the code, sit back
and enjoy!



Experience the layouts in 360° here!
Scan the code or visit:
www.dethleffs.co.uk/xxla-360



Additional information can be found at:
www.dethleffs.co.uk/xxla or in
the separate technical information



Bozen (standard)



Platinum (standard)



Real leather Meran (option)



Almeria Ash White



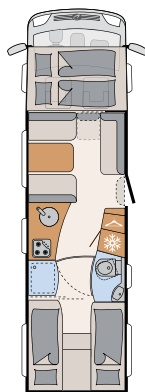
Almeria Ash Gloss



White (standard)

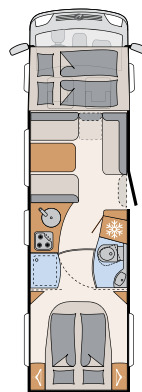


White/Titansilver Metallic



A 9000-2 EB

6 sleeping berths



A 9050-2 DBM

6 sleeping berths

The indicated sleeping berths are maximum values and partly available with optional fittings.



FRIENDSHIP & FAMILY

Words must be followed by actions

» A good friend is there when help is needed. And in the camping family, everybody helps out in the only way they know how. Which is why we support projects that benefit families in need. For example, by giving them a break from everyday life with a free camping holiday.

We are delighted by any donation, no matter how small, which supports our projects to help families in need.

Dethleffs Family Foundation

Arist-Dethleffs-Str. 12 • D-88316 Isny i. Allg.
Phone +49 7562 987-0
dethleffs-hilft-kindern@dethleffs.de
Kreissparkasse Ravensburg
IBAN: DE23 6505 0110 0000 2083 14
BIC: SOLADES1RVB



www.dethleffs-helps-kids.co.uk



» A holiday at last: we are helping disadvantaged families to enjoy a camping holiday



» Father Christmas visits children's homes each year...



» ...and children's wards in hospitals, making the youngsters' eyes light up in delight





FRIENDSHIP & FAMILY

"Not without my family"





» Arist Dethleffs, the inventor of the caravan was a family man. He wanted his small family to accompany him on his business trips. So he invented the “camper car” to allow people to go travelling together. Adapted to the wishes and requirements of his family. The caravan even served as a small studio for his wife, Fridel.

We have been honing and perfecting Arist's original, groundbreaking idea of the 'rolling home' for over 90 years. And always with one thing firmly in mind: **families and their diverse needs.**

Whether you are a couple travelling alone, a young family or a seasoned globetrotter, with 59 different layouts to choose from, you are sure to find the ideal travelling companion.



We are celebrating the invention of caravanning by Arist Dethleffs 90 years ago with numerous exciting promotions: **www.dethleffs.co.uk**

Family-friendly

» Being a friend of the family, Dethleffs has integrated many smart equipment features in our motorhomes to help you enjoy magical moments with your loved ones.



» Too much luggage? Not with us, as the voluminous rear garages are real storage wonders



» Cosy and comfortable additional bed created by converting the seating lounge



» Pull-down bed: a practical, additional sleeping area! Available as an option for most Low Profile models (standard equipment for all A Class models)



» Child-safe: Isofix brackets for child seats are available in almost all of our motorhomes




» All registered seats to driving direction are equipped with a 3-point safety belt and steady headrests same as in car industry



RELIABILITY,
COMFORT & SERVICE

Healthy indoor climate



» Game-changing features you might not see – but you know work brilliantly! The double floor creates an all-weather, winterised space that houses the vehicle technology and your holiday luggage



» Blinds for insulation and privacy



» Breathable textiles



When the warm air quickly cools down, moisture is the result – in a motorhome it always accumulates on the exterior wall when it is very cold outside. The **AirPlus system** provides rear ventilation for the overhead lockers, which helps the air to circulate inside the caravan and prevents condensation from the outset. The result is healthy room air without mildew formation or mould spots.

Forced ventilation in the vehicle is a legal requirement to prevent an excessive CO₂ concentration in the living room. The Dethleffs engineers measure each model individually to determine the ideal number and distribution of ventilation points. While this approach is more complex than using a single, blanket calculation, it is worthwhile since it prevents too much fresh air from entering the vehicle, which can be especially unpleasant while driving.

The textiles in the living room and wood panelling on the roof and side walls are breathable and can therefore stabilise the fluctuating moisture density of the air inside the motorhome.




The AirPlus system avoids any condensation behind the lockers

RELIABILITY & COMFORT

All possible comfort

» All fixed beds in Dethleffs motorhomes are fitted with 7-zone mattresses made of climate-regulating material. Developed in Switzerland, this innovative high-tech material is considered a milestone in foam technology and offers unique benefits. When combined with our ergonomic wooden slatted frames, we can guarantee outstanding lying comfort – all night – all year round!



Online you will find more information about the Dethleffs SleepWell system. Simply visit: www.dethleffs.co.uk/sleepwell

» A holiday is only really enjoyable if you are able to sleep soundly and well

» Being on the road for hours can stress your back, which is why we attach great importance to providing ergonomic seats that provide optimum support. Dethleffs therefore installs captain seats for the driver and front passenger with excellent ergonomic properties in Low Profile and Coachbuilt motorhomes as standard.



» For Low Profile and Coachbuilt models Dethleffs fits captain seats with excellent seating comfort. They are always upholstered to match the interior design of the living room



» A Class models come with high-quality captain seats with an integrated 3-point safety belt with optimal belt routing and maximum elbowroom

RELIABILITY & COMFORT

Harmony at the touch of a button

Switch on and recharge with the harmonious “Light Moments” lighting system

In addition to its functional character, light affects our feelings, our biorhythms and even our health. Together with lighting expert Gabrielle Allendorf, we have harnessed the positive radiance of both daylight and artificial light inside a motorhome in the form of the “Light Moments” lighting system. In the Trend (T and I), Pulse, Pulse Classic 90 and Esprit series, the “Light Moments” can be experienced to the full.




The interplay of the individual lighting levels
creates an entirely new feeling in the room.

Gabriele Allendorf, Light Expert



You can find out more about our
harmonious light compositions here!



» The “Light Moments” designer lighting adds much more than just brightness to the vehicle. With 4 individually controllable levels, the system provides orientation and lifts both your mood and sense of well-being. For a cosy atmosphere that helps to promote balance and equilibrium

Standard equipment in your new friend of the family



The new ESP (Electronic Stability Program) "Setup for Camping Cars"

The ESP is one of the most advanced electronic vehicle stability control systems in the world. It continuously monitors the driving direction and wheel movement and, if necessary, brakes individual wheels or slows the vehicle by reducing power. ESP "Setup for Camping Cars" was specially developed for motorhomes. The system takes into account the specific conditions in a motorhome, in which the weight distribution and centre of gravity differ to those in commercial vans.

ABS (anti-lock braking system)

Detects locking of the braked wheel and reduces the braking force so that the wheel continues turning and maintains traction.

MSR (engine drag torque control)

The MSR prevents loss of traction during abrupt gear shifting.

HBA (Hydraulic Brake Assist)

The HBA supports the driver during emergency braking.

HHC (Hill Holder Control)


The Hill Holder holds the vehicle securely on slopes when starting off.

Hill Descent Control

Hill Descent Control helps to maintain the desired speed when driving downhill without continuous braking, allowing the driver to concentrate fully on the steering.



Safe on the road thanks to the stability program developed especially for motorhomes



RELIABILITY & COMFORT

Safe all-round!



Assistance package for Low Profile and Coachbuilt models (optional):

Rain sensor

The rain sensor detects moisture and automatically adjusts the windshield wipers to the correct speed.

Active Lane Keeping Assist

The lane departure warning system recognises the lane in front of the vehicle by means of a camera in the windshield and warns the driver in case of unintentional lane departure.

Active Brake Assist

This is an emergency braking system designed to prevent accidents and/or minimise the resulting damage. It detects obstacles in front of the vehicle and either warns the driver or independently initiates a braking manoeuvre.

High-Beam Assist

The high-beam assist determines the prevailing lighting conditions and automatically switches the dimmable headlights on or off as required. It is also capable of detecting the vehicles in front as well as oncoming traffic, and automatically switches from high beam to low beam.

Traffic sign Assist

The traffic sign recognition system uses the existing camera in the windshield to read traffic signs and show them on the driver's display.



Our extensive assistance systems ensure that driving pleasure is not left behind

Safe all-round!



Remember to fasten your dog's seatbelt. A lashing eye and cosy place to sleep ensure that your dog can travel safely with you:
www.dethleffs.de/en/dethleffs/dethleffs-plus-factors/dog-on-board



» Safety as standard: the potentially life-saving “Setup for Camping Cars” is standard in all Dethleffs motorhomes!

» In a Dethleffs you can start your long holiday journey with a safe feeling. Numerous components and special technical refinements are included to make your Dethleffs simply safer – starting with the ESP, which is equipped as standard on every Dethleffs.

Experience Dethleffs at work



» Motivated employees, high-quality materials and permanent quality checks ensure the long life cycle of your vehicle

» In Germany's amazing Allgäu region you can visit the birthplace of your home on wheels. Craftsmanship is a tradition here. No wonder, then, that the cradle of the caravans can be found in Isny. For 90 years, the reliability of the vehicles produced here has taken centre stage. High-grade components and continuous quality inspections ensure that your "Made in Allgäu" vehicle remains your faithful companion for the long haul.



» Dethleffs is one of the biggest production sites for leisure vehicles in Europe

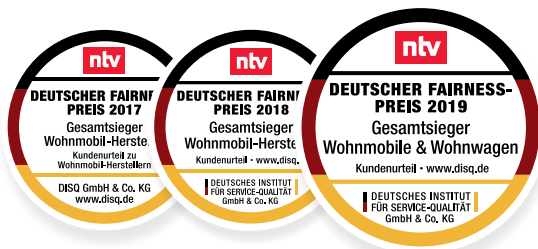


Award-winning fairness and reliability

» We are extremely proud about the "Fairness Prize", which we received for the third time in a row, as well as numerous other customer awards. These distinctions clearly show that Dethleffs' customers are in safe hands – even after their purchase.

We say "Thanks a lot!"

But what does "fair" actually mean? That you can always rely on us and our dealers. On our network of around 330 Dethleffs retail and service partners. And if you ever need spare parts, they will be delivered within three days – so you can quickly resume your grand expedition!




» Your authorised Dethleffs dealer will also provide competent advice. Drop by and see for yourself!

It's a perfect fit! Dethleffs Original Accessories

» Maximum comfort and safety – these are the right ingredients to make you feel completely at home in your mobile home. We therefore offer a range of original accessories for your vehicle, all of which fit perfectly and are ideal enhancements – from cuddly accessories to protective devices and ways to perfectly organise your motorhome.

From dashboard insulation to decorative trim, we make your caravanning experience unique and comfortable. You can easily order matching accessories from your dealer and have them retrofitted if necessary. Some articles can also be ordered online and delivered directly to your home.

At **www.dethleffs-original-zubehoer.com** you will also find our online shop with exciting offers and promotions.



» Dethleffs Bike Carrier: safely transport your bike in the rear garage. The smart, lightweight Dethleffs Bike Carrier lets you stow your bikes safely and efficiently during the journey to your holiday destination

» Raise the curtain for the new Lifestyle Collection from Dethleffs

Life meets style – the new collection of fashionable Dethleffs hoodies, jackets and caps is a must for every camping ground. High-quality materials and chic designs ensure pleasant wearing comfort. This stylish collection is rounded off by our Kids-Club products, which the little ones will simply love. All garments are embroidered with the Dethleffs logo – exclusively for our Dethleffs family!



» Whether it suddenly gets cool in the evening or the day turns out warmer than expected – you are perfectly equipped with the Dethleffs Lifestyle Collection




Everything else you need on holiday is available thanks to Dethleffs Original Accessories, which are tailored to your vehicle. Simply browse our catalogue at your Dethleffs dealer or online at www.dethleffs-original-zubehoer.com or order individual items directly from our new online shop at www.shop.dethleffs.com

Get in the holiday mood online

» Would you like to see more? You can also find our latest models with 360-degree images and our practical vehicle configurator online 24/7 at www.dethleffs.co.uk.

Or experience a virtual journey with Dethleffs – follow us on Instagram, Youtube and Vimeo. Wonderful holiday photos and exciting travel adventures await you. Our Facebook community is also a great place to visit – it is constantly updated with the latest news from the Dethleffs family and of course exciting competitions.



Many thanks for your interest in our motorhomes. Additional information can be sent upon request. We kindly ask you to contact us via phone or order brochures online: www.dethleffs.co.uk.

Subject to change, errors excepted. Please note that the pictures in this catalogue may depict alternative designs or options that are available at extra cost. Detailed information about specifications and equipment can be found in the technical information. Colour deviations due to the printing process are also possible.

Our thanks for their support and decoration of the vehicles goes to:

pad home design concept gmbh, VAUDE Sport GmbH & Co. KG, Zwiesel Kristallglas AG, dm-drogerie markt GmbH + Co. KG, Oceansafe GmbH

Photos: Karl Holzhauser • eye5.li • Daniel Zangerl • Adobe Stock





Dethleffs GmbH & Co. KG
Arist-Dethleffs-Straße 12 • D-88316 Isny
www.dethleffs.co.uk • info@dethleffs.co.uk

Dethleffs
A friend of the family